

LEGISLATIVE APPROPRIATIONS REQUEST

FISCAL YEARS 2026 AND 2027
TSTC IN WACO





LEGISLATIVE APPROPRIATIONS REQUEST FOR FISCAL YEARS 2026 & 2027

Submitted to the Governor's Office of Budget, Planning
and Policy and the Legislative Budget Board
by Texas State Technical College in Waco.

Original submission: August 16, 2024.

Amended submission: October 18, 2024.

CONTENTS

Administrator’s Statement	2	Exceptional Items	
Organization Chart	9	4.A. Exceptional Item Request Schedule	52
Certificate of Dual Submissions	10	4.B. Exceptional Items Strategy Allocation Schedule	54
Summaries of Request		4.C. Exceptional Items Strategy Request	55
Budget Overview of Biennial Amounts	11	General Revenue (GR) and	56
2.A. Summary of Base Request by Strategy	12	General Revenue - Dedicated (GR-D) Baseline	
2.B. Summary of Base Request by Method of Finance	15	Supporting Schedules	
2.C. Summary of Base Request by Object of Expense	22	6.A. Historically Underutilized	58
2.D. Summary of Base Request Objective Outcomes	23	Business Supporting Schedule	
2.E. Summary of Exceptional Items Request	24	6.H. Estimated Funds Outside the Institution’s	60
2.F. Summary of Total Request by Strategy	25	Bill Pattern	
2.G. Summary of Total Request Objective Outcomes	28	Higher Education Supporting Schedules	
Strategy Request		Schedule 1A: Other Educational and General Income	61
3.A. Instruction and Administration	29	Schedule 2: Selected Educational, General and Other Funds	64
Staff Group Insurance Premiums	32	Schedule 3A: Staff Group Insurance Data Elements (ERS)	65
Workers’ Compensation Insurance	34	Schedule 4: Computation of OASI	68
Texas Public Education Grants	36	Schedule 5: Calculation of Retirement Proportionality	69
Dual Credit Enrollment	38	and ORP Differential	
Educational and General Space Support	40	Schedule 6: Constitutional Capital Funding	70
Capital Construction Assistance Projects Revenue Bonds	43	Schedule 7: Personnel	71
Small Institution Supplement	45	Schedule 8C: Capital Construction Assistance Projects	72
Institutional Enhancement	47	Revenue Bonds Request by Project	
Exceptional Item Request	49	Schedule 9: Non-formula Support	73

Administrator's Statement
89th Regular Session, Agency Submission, Version 1
Automated Budget and Evaluation System of Texas (ABEST)

71D Texas State Technical College - Waco

In accordance with the instructions, Texas State Technical College (TSTC) submits the following Legislative Appropriations Request (LAR) for fiscal years 2026 and 2027 to the Governor's Office of Budget, Policy, and Planning and the Legislative Budget Board. TSTC's LAR is submitted in a manner consistent with the description of TSTC in Section 135.02 of the Texas Education Code, including a LAR for the System Administration unit and the College's seven campus bill patterns. The Administrator's Statement and related attachments are identical in all eight TSTC LAR documents.

OVERVIEW

TSTC is a unique institution focused on providing specialized technical education, not commonly offered by public junior colleges, through its network of campuses across Texas. With 11 campuses currently, and another authorized, TSTC offers over 100 degree and certificate programs designed to meet the evolving needs of Texas employers. The college's programs cover a range of advanced and emerging technologies, including Electrical Lineworker, Precision Machining, and Welding.

TSTC's approach to education is hands-on and practical, emphasizing real-world experience and problem-solving skills. This "learning by thinking and doing" philosophy is supported by strong partnerships with industry leaders alongside capital intensive training labs filled with high-tech equipment. Students benefit from training on cutting-edge machinery and technology, often working directly with top organizations to prepare for high-demand careers.

By aligning programs with industry requirements, TSTC helps students become highly qualified candidates and ensures that graduates are well-prepared to meet the technological and workforce demands of Texas.

SIGNIFICANT CHANGES IN POLICY

FUNDING FOR WORKFORCE TRAINING: TSTC is the only higher education institution in the state that is not funded for accelerated training (short-term, non-credit credentials). Short-term credentials for reskilling or upskilling employees are crucial for the growth of the Texas economy because they enable the workforce to quickly adapt to the evolving demands of industry. As technology advances and market needs shift, businesses require employees with updated skills to stay competitive. Short-term programs provide a fast and flexible way to bridge the skill-gaps, ensuring that workers can contribute effectively to high-growth sectors such as manufacturing, technology, and transportation. TSTC's adaptability not only helps businesses thrive but also empowers workers with new opportunities, leading to a more dynamic and resilient economy in Texas. TSTC requests following the recommendation of the THECB's Formula Advisory Committee that workforce training and continuing education students be included in TSTC's Returned-Value formula funding.

RESOLVING THE MID-SESSION RUN: In previous years, the calculation of TSTC's formula was incomplete when the base budget was written, and significant fluctuations have been seen when the final calculation is run mid-session. The cohort years included in the Returned-Value formula have been six and seven years, respectively, before the legislative session, with the intent of including five years of wage data after a student exits TSTC in the calculation. Timing issues with the availability of the data has resulted in the base budget using an interim cohort, and the final formula calculation estimating a portion of the fifth year wages.

TSTC requests following the recommendation of the THECB's Formula Advisory Committee that adjust the cohort years included in the formula calculation to seven and eight years, respectively, to remedy the issue. To avoid the mid-session fluctuations and ensure five full years of actual wage data is available for the Returned-Value formula calculation, the formula calculation for 89th legislative session would include cohort years 2017 and 2018.

Administrator's Statement

89th Regular Session, Agency Submission, Version 1
Automated Budget and Evaluation System of Texas (ABEST)

71D Texas State Technical College - Waco

RETURNED-VALUE FORMULA REFINEMENT: As stated in the General Appropriations Act, TSTC, THECB and the LBB will work together to refine TSTC's formula as needed. The current formula calculation relies on an outdated federal minimum wage, and TSTC is currently working with the THECB to update the base wage used in the formula. The new data includes actual wages in Texas for high school graduates from the American Community Survey, which can be updated each session and more closely reflects the intended demographic. Recommendations based on this work will be available in late 2024.

TSTC's primary funding source is the Returned-Value funding formula appropriation, which provides a "commission" to the College based on the economic value created by the employment and earnings of its former students. In recent sessions, the legislature has maintained the link between performance and funding by funding the full commission rate. As the base wage is adjusted, the commission rate will receive a corresponding adjustment in the THECB's recommendation.

TSTC's focused mission and dependable economic model have enabled a successful transformation from a struggling education agency to a market-driven workforce pipeline. This transformation has provided measurable economic benefits to taxpayers and enhanced upward mobility for Texans who are frequently overlooked by conventional educational systems.

SIGNIFICANT CHANGES IN PROVISION OF SERVICE AND EXTERNALITIES

The 88th Legislature designated the campus in East Williamson County, previously an extension center, as a stand-alone campus. Growing needs from industry partners such as Samsung, Tesla, & KoMiCo Technologies Inc. have spurred a significant demand for advanced skills in the area. In response to these needs, TSTC requested that East Williamson County be its own campus and continue to grow. As such, the campus now has its own bill pattern and will need the traditional campus funding appropriation strategies to continue operations, which primarily include Instruction and Administration (I&A) funding, Space Support, Small Institution Supplement, and Institutional Enhancement.

By aligning educational programs and workforce development initiatives with the specific requirements of these industry leaders, Texas can position itself as a key player in the global economy and support the growth and success of its industry partners.

PURPOSE OF NEW FUNDING REQUESTS AND EXCEPTIONAL ITEMS

In 2013, TSTC transitioned to become the state's leading institution in outcomes-based funding, meaning its funding is directly tied to a skilled graduate filling a high-value job in the workforce. This model has led to increased student prosperity and a greater value returned to the state. Despite these successes, TSTC faces significant challenges which hinder its ability to fully address the growing workforce demands in Texas.

Unlike other two-year institutions in Texas, TSTC has constrained access to capital funds for new construction and infrastructure improvements. TSTC does not receive property tax support and relies heavily on public and private funds along with state Capital Construction Assistance Projects (CCAP) and limited HEF funding. This limits TSTC's ability to expand instructional space. Currently, there is a misalignment between current campus capacities and the increasing industry workforce needs. Without the necessary funds to build new instructional spaces, TSTC cannot fully meet the demand for skilled workers. To address these challenges, as outlined on page 3 of the attachment, the TSTC System is proposing an ambitious, two-phased plan to address the needs across the state. This strategic plan is critical for TSTC to continue delivering a high-quality workforce and supporting Texas' economic growth. Phase 1 of the plan corresponds to Exceptional Item number 2, which includes CCAP funding for the two newest campuses and expanding the presence in Ellis County. Phase 2 can be achieved with a proposed \$1 billion endowment along with other public and private funds from local governmental entities, private foundations, and donors.

Administrator's Statement

89th Regular Session, Agency Submission, Version 1
Automated Budget and Evaluation System of Texas (ABEST)

71D Texas State Technical College - Waco

Exceptional Item No. 1: Start-up funding for new campuses

TSTC receives Returned-Value formula funding after former students participate in the workforce for five years, causing a delay in funding to TSTC of seven to nine years. Until then, the System lacks a revenue stream to operate and maintain these new campuses. Start-up, or bridge funding, from the legislature is necessary to resolve the timing difference between when the funding is earned and paid. TSTC is requesting \$19.4 million to continue expanding the new campus in Comal/Guadalupe counties and \$900 thousand to establish the campus in Denton County.

Exceptional Item No. 2: CCAP Funding to increase capacity

The 88th legislature authorized TSTC to operate in new locations in Texas: Comal/Guadalupe Counties, Denton County, and expanding in Ellis County. However, funding for campus buildings and equipment is still needed. Located in the fastest-growing areas of Texas, these new locations will place skilled graduates in open positions employers are desperately trying to fill. TSTC requests \$450 million in one-time CCAP funds to build these new campuses in authorized counties.

Exceptional Item No. 3: Commercial Driver's License Training Capacity

The shortage of commercial driver's license (CDL) holders is restricting Texas industry and supply chain operations. According to the Texas Trucking Association (TXTA), the shortage of CDL holders continues to negatively impact the supply chain, as 82% of Texas communities depend exclusively on trucks for needed products. With its statewide scope and strategic placement across the Texas landscape, TSTC is uniquely positioned to address the CDL shortage in a meaningful way. To execute rapidly, TSTC requests an Exceptional Item of \$66.2 million to (1) establish or expand six CDL training and testing sites, (2) create capacity to license approximately 1,100 drivers per year, and (3) establish a platform for an advanced transportation ecosystem around the state meeting both the immediate and future training needs of Texas.

DIFFERENT BY DESIGN

In 1965, Texas State Technical College (TSTC) was founded to meet the evolving workforce needs of the state. As the only state-supported technical college in Texas, TSTC exists to place more Texans in great-paying jobs.

Education Code Title 3. Higher Education Chapter 135 Sec. 135.01

CREATING CAREERS, CHANGING LIVES

As the workforce college of Texas, TSTC provides technical training in high demand fields. With over 7,660+ industry partnerships within the state, graduates can expect to find meaningful employment. But the impact doesn't end there. Every new job has a ripple effect, changing the lives of students, their families, and the State of Texas.

100% OUTCOMES-BASED FUNDING

As the only higher education institution that is 100% outcomes-based funded, the state holds TSTC accountable for job placement and wages. TSTC does not get paid unless our students get well-paying jobs. This unique returned-value funding model incentivizes the college to provide employers with highly-skilled workers to meet their demands.

BEST IN CLASS

TSTC stands out as the premier institution for training students for high-skilled, high-waged jobs offering programs that align with industry's ever-changing demands. TSTC produces more highly skilled, highly paid graduates than any other two-year college in Texas. With a focus on hands-on learning and real-world experience, TSTC ensures that graduates are job-ready, making it the best choice for those seeking to excel in today's competitive job market.

WORKFORCE TRAINING

In addition to certificates and degrees, TSTC keeps Texans working by providing the latest skills through short-term training programs, many of which are tailored to specific employer needs.

WE'VE GOT TEXAS COVERED

From north to south and everywhere in between, TSTC has a location that will fit the needs of Texans throughout the state.



\$108.4M

combined first-year earnings
of TSTC graduates



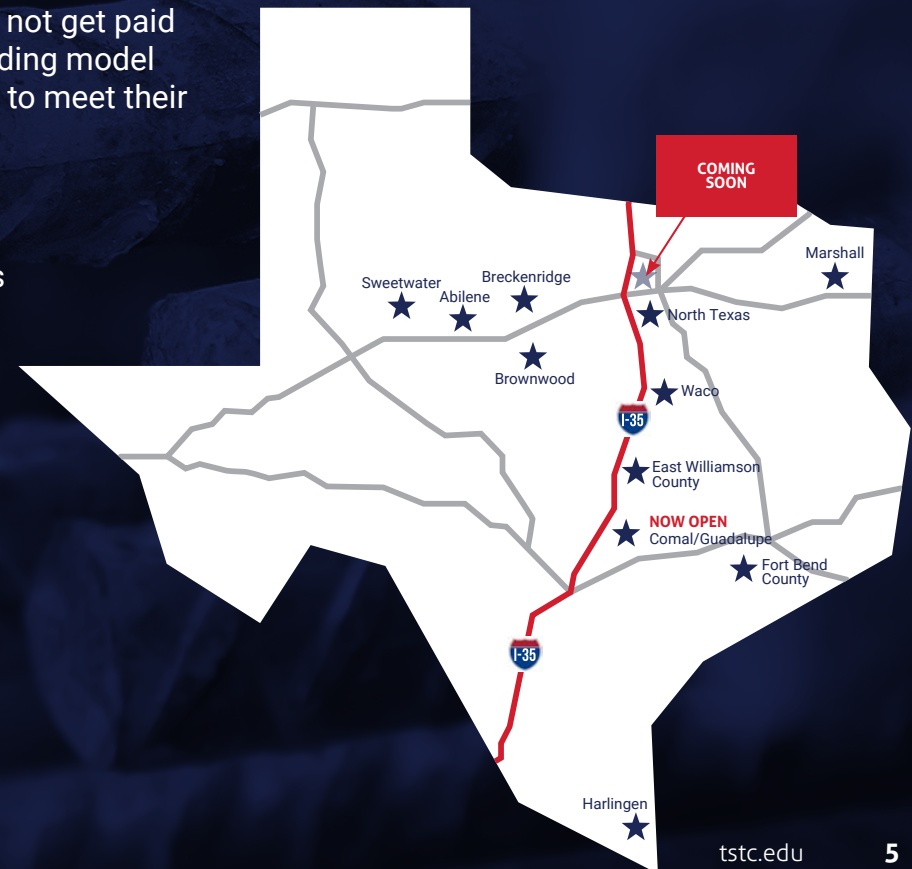
83%

job placement rates for
graduates in 2021-22



7,660+

industry partners



BARRIERS TO THE TSTC MISSION

“The **only** thing wrong with **TSTC** is they are **too small**.”

Tony Bennett
Texas Association of Manufacturers

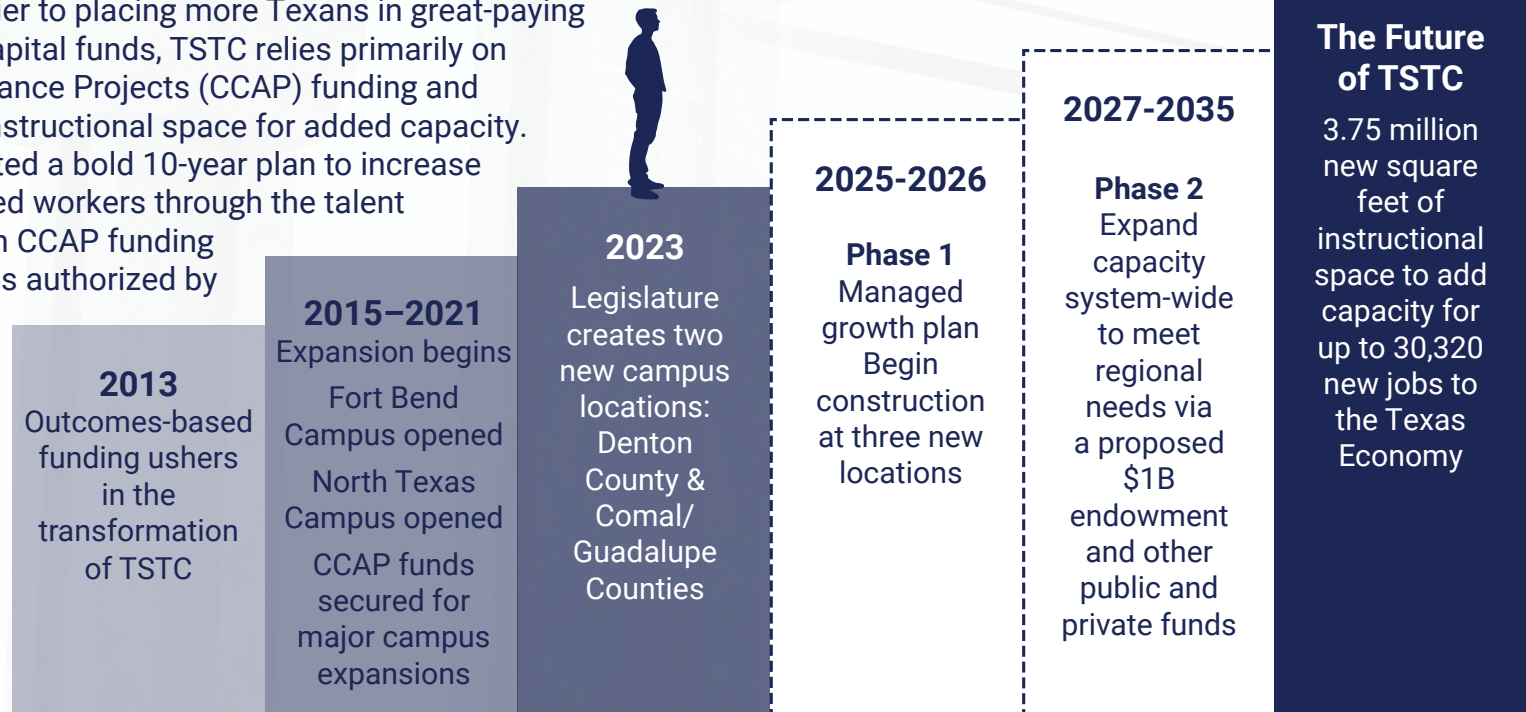
EVER-GROWING WORKFORCE DEMAND

TSTC fuels Texas' economic engine by producing highly skilled workers for today's in-demand jobs. TSTC is the only institution of higher education in Texas with economic development written into the education code as part of its mission. Employers seek out TSTC graduates first. Our commitment to quality in teaching skills employers value is key to their success.

FUNDING TO INCREASE CAPACITY IS AN ISSUE

TSTC is too small because many of our campuses are undersized. Capital construction funding for additional capacity is the primary barrier to placing more Texans in great-paying jobs. Without a source of capital funds, TSTC relies primarily on Capital Construction Assistance Projects (CCAP) funding and private donations to build instructional space for added capacity.

The team at TSTC has created a bold 10-year plan to increase capacity and put more skilled workers through the talent pipeline. Phase 1 will rely on CCAP funding to build three new campuses authorized by the 88th Legislature. Phase 2 will rely on other avenues of funding such as the \$1B proposed permanent endowment before the 89th legislature. TSTC will utilize only investment income from the endowment, leaving the original seed money in the investment fund.



2026–2027

BIENNIUM

PHASE 1

- 900,000 sq. ft. increase capacity to fill 7,200 jobs
- \$450 million (CCAP)
- Comal/Guadalupe Counties, Denton County, and Ellis County

2028–2029

BIENNIUM

PHASE 2

- 720,000 sq. ft. increase capacity to fill 5,760 jobs
- \$450 million
- Added capacity based on regional needs.

10-YEAR PLAN

\$2.25 billion
3.75 million sq. ft.
Increase capacity to
fill 30,320 jobs

2030–2031

BIENNIUM

- 540,000 sq. ft. increase capacity to fill 4,320 jobs
- \$450 million
- Added capacity based on regional needs.

2032–2033

BIENNIUM

- 820,000 sq. ft. increase capacity to fill 6,560 jobs
- \$450 million
- Added capacity based on regional needs.

2034–2035

BIENNIUM

- 820,000 sq. ft. increase capacity to fill 6,480 jobs
- \$450 million
- Added capacity based on regional needs.

A black silhouette of a construction worker wearing a hard hat and safety harness, climbing a vertical structure. The worker is positioned on the left side of the page, with their body angled towards the right. The structure they are climbing consists of vertical and horizontal beams, with a pulley system visible at the top. The background is white.

NOTEWORTHY CHANGES & EXCEPTIONAL ITEMS

Notable changes in bill patterns and formula funding.

Funding for Workforce Training

TSTC is the only institution of higher education in Texas that does not receive funding for workforce training programs. Because of this, many employers cannot afford to train their employees on new and emerging technologies. TSTC requests following the recommendation of the THECB's Formula Advisory Committee that TSTC begins including workforce continuing education students in TSTC's Returned-Value formula funding to respond to the growing Texas economy.

East Williamson County Campus (Hutto)

The campus in East Williamson County was designated as a stand-alone campus (previously an extension center) by the 88th legislature. As such, the campus will have its own bill pattern beginning in the 89th legislative session, and needs the standard campus funding strategies added to the new bill pattern.

Resolving the Mid-session Run

In previous years, the calculation of TSTC's formula was incomplete when the base budget was written, and significant fluctuations have been seen when the final calculation is run mid-session. An adjustment to the cohort years included in the calculation will solve this problem. TSTC requests following the recommendation of the THECB's Formula Advisory Committee that cohort years included in the formula be adjusted accordingly.

Returned-Value Formula Refinement

The current formula calculation relies on an outdated federal minimum wage. TSTC is currently working with the THECB to update the base wage used in the formula based on actual wages in Texas for high school graduates from the American Community Survey. Recommendations based on this work will be available in late 2024.

Exceptional Item Requests

EXCEPTIONAL ITEM #1: Start-Up Funding

\$19.4 million in start-up funding for the recently opened campus in Comal/Guadalupe Counties.
\$900K in start-up funding for a new campus in Denton County.

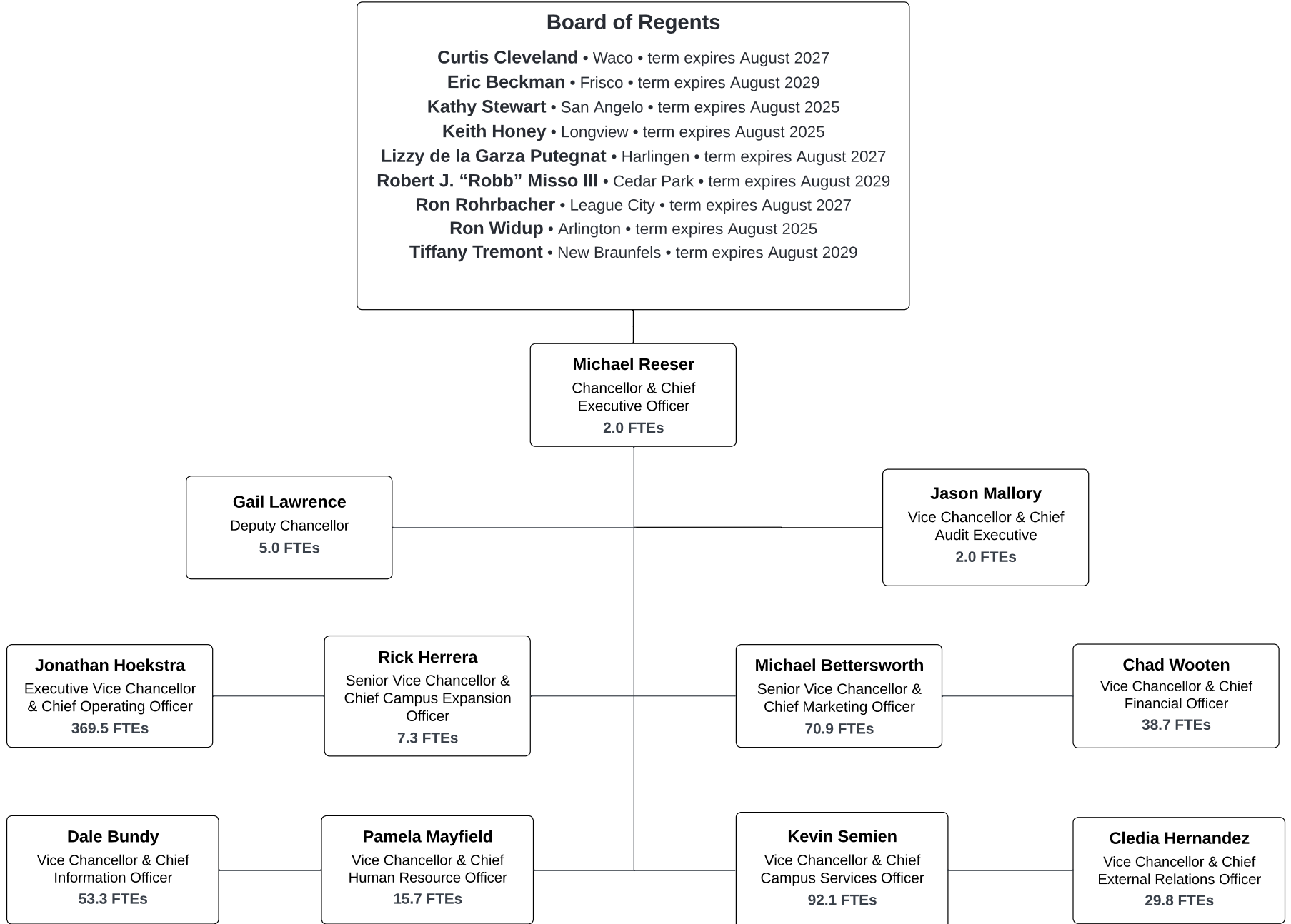
EXCEPTIONAL ITEM #2: CCAP

TSTC is requesting \$450 million in CCAP funds to begin Phase 1 of our 10-year managed growth plan. These funds will build 900,000 sq. ft. of training space and increase our capacity to fill 7,200 additional jobs in Comal/Guadalupe, Denton and Ellis Counties. Phase 2 covers an 8-year period and will depend on additional funding from a proposed permanent endowment and other sources.

EXCEPTIONAL ITEM #3: CDL \$66.2 Million

This one-time investment will have an immediate, significant impact on the Texas economy that will continue well into the future. The American Trucking Association (ATA) reports the current shortage of truck drivers nationwide is around 80,000 and will reach 160,000 by 2030 if current trends continue. This expansion plan will add over 1,100 new drivers to the Texas workforce each year.

LAR - ORGANIZATION CHART - TSTC IN WACO





CERTIFICATE

Agency Name Texas State Technical College

This is to certify that the information contained in the agency Legislative Appropriations Request filed with the Legislative Budget Board (LBB) and the Office of the Governor, Budget and Policy Division, is accurate to the best of my knowledge and that the electronic submission to the LBB via the Automated Budget and Evaluation System of Texas (ABEST) and the PDF file submitted via the LBB Document Submission application are identical.

Additionally, should it become likely at any time that unexpended balances will accrue for any account, the LBB and the Office of the Governor will be notified in writing in accordance with House Bill 1, Article IX, Section 7.01, Eighty-eighth Legislature, Regular Session, 2023.

Chief Executive Office or Presiding Judge

Board or Commission Chair

Signature

Signature

Printed Name

Printed Name

Title

Title

Date

Date

Chief Financial Officer


Chad Wooten (Oct 17, 2024 13:06 EDT)

Signature

Chad Wooten

Printed Name

Chief Finance Officer

Title

10/17/2024

Date

Budget Overview - Biennial Amounts
89th Regular Session, Agency Submission, Version 1
Automated Budget and Evaluation System of Texas (ABEST)

71D Texas State Technical College - Waco
Appropriation Years: 2026-27

	GENERAL REVENUE FUNDS		GR DEDICATED		FEDERAL FUNDS		OTHER FUNDS		ALL FUNDS		EXCEPTIONAL ITEM FUNDS
	2024-25	2026-27	2024-25	2026-27	2024-25	2026-27	2024-25	2026-27	2024-25	2026-27	2026-27
Goal: 1. Provide Instructional and Operations Support											
1.1.1. Instruction And Administration	85,809,258								85,809,258		
1.1.3. Staff Group Insurance Premiums			611,976	690,829					611,976	690,829	
1.1.4. Workers' Compensation Insurance	169,891	170,000							169,891	170,000	
1.1.6. Texas Public Education Grants			1,016,743	1,210,665					1,016,743	1,210,665	
1.1.7. Dual Credit	521,076	521,076							521,076	521,076	
Total, Goal	86,500,225	691,076	1,628,719	1,901,494					88,128,944	2,592,570	
Goal: 2. Provide Infrastructure Support											
2.1.1. E&G Space Support	3,341,950								3,341,950		
2.1.2. Ccap Revenue Bonds	8,236,826	8,236,326							8,236,826	8,236,326	
2.1.5. Small Institution Supplement	2,727,648								2,727,648		
Total, Goal	14,306,424	8,236,326							14,306,424	8,236,326	
Goal: 3. Provide Non-formula Support											
3.4.1. Institutional Enhancement	2,801,407	1,387,224							2,801,407	1,387,224	
3.5.1. Exceptional Item Request											12,847,574
Total, Goal	2,801,407	1,387,224							2,801,407	1,387,224	12,847,574
Total, Agency	103,608,056	10,314,626	1,628,719	1,901,494					105,236,775	12,216,120	12,847,574
Total FTEs									755.2	755.2	8.0

2.A. Summary of Base Request by Strategy

89th Regular Session, Agency Submission, Version 1

Automated Budget and Evaluation System of Texas (ABEST)

71D Texas State Technical College - Waco

Goal / Objective / STRATEGY	Exp 2023	Est 2024	Bud 2025	Req 2026	Req 2027
1 Provide Instructional and Operations Support					
1 <i>Provide Instructional and Operations Support</i>					
1 INSTRUCTION AND ADMINISTRATION (1)	36,939,468	42,904,629	42,904,629	0	0
3 STAFF GROUP INSURANCE PREMIUMS	1,777,898	1,047,646	311,901	333,734	357,095
4 WORKERS' COMPENSATION INSURANCE	90,974	84,891	85,000	85,000	85,000
6 TEXAS PUBLIC EDUCATION GRANTS	367,666	464,173	524,097	576,507	634,158
7 DUAL CREDIT	221,492	260,538	260,538	260,538	260,538
TOTAL, GOAL 1	\$39,397,498	\$44,761,877	\$44,086,165	\$1,255,779	\$1,336,791

2 Provide Infrastructure Support

1 *Provide Operation and Maintenance of E&G Space*

1 E&G SPACE SUPPORT (1)	1,014,852	1,672,552	1,669,398	0	0
2 CCAP REVENUE BONDS	5,478,229	4,120,288	4,116,538	4,119,038	4,117,288
5 SMALL INSTITUTION SUPPLEMENT (1)	1,196,503	1,363,824	1,363,824	0	0

(1) - Formula funded strategies are not requested in 2026-27 because amounts are not determined by institutions.

2.A. Summary of Base Request by Strategy

89th Regular Session, Agency Submission, Version 1

Automated Budget and Evaluation System of Texas (ABEST)

71D Texas State Technical College - Waco

Goal / Objective / STRATEGY		Exp 2023	Est 2024	Bud 2025	Req 2026	Req 2027
TOTAL, GOAL	2	\$7,689,584	\$7,156,664	\$7,149,760	\$4,119,038	\$4,117,288
3	Provide Non-formula Support					
4	<i>Institutional</i>					
1	INSTITUTIONAL ENHANCEMENT	1,348,977	1,400,733	1,400,674	693,612	693,612
5	<i>Exceptional Item Request</i>					
1	EXCEPTIONAL ITEM REQUEST	0	0	0	0	0
TOTAL, GOAL	3	\$1,348,977	\$1,400,733	\$1,400,674	\$693,612	\$693,612
TOTAL, AGENCY STRATEGY REQUEST		\$48,436,059	\$53,319,274	\$52,636,599	\$6,068,429	\$6,147,691
TOTAL, AGENCY RIDER APPROPRIATIONS REQUEST*					\$0	\$0
GRAND TOTAL, AGENCY REQUEST		\$48,436,059	\$53,319,274	\$52,636,599	\$6,068,429	\$6,147,691

2.A. Summary of Base Request by Strategy

89th Regular Session, Agency Submission, Version 1

Automated Budget and Evaluation System of Texas (ABEST)

71D Texas State Technical College - Waco

Goal / Objective / STRATEGY	Exp 2023	Est 2024	Bud 2025	Req 2026	Req 2027
<u>METHOD OF FINANCING:</u>					
General Revenue Funds:					
1 General Revenue Fund	43,553,959	51,807,455	51,800,601	5,158,188	5,156,438
SUBTOTAL	\$43,553,959	\$51,807,455	\$51,800,601	\$5,158,188	\$5,156,438
General Revenue Dedicated Funds:					
770 Est. Other Educational & General	4,882,100	1,511,819	835,998	910,241	991,253
SUBTOTAL	\$4,882,100	\$1,511,819	\$835,998	\$910,241	\$991,253
TOTAL, METHOD OF FINANCING	\$48,436,059	\$53,319,274	\$52,636,599	\$6,068,429	\$6,147,691

*Rider appropriations for the historical years are included in the strategy amounts.

2.B. Summary of Base Request by Method of Finance
 89th Regular Session, Agency Submission, Version 1
 Automated Budget and Evaluation System of Texas (ABEST)

Agency code: **71D** Agency name: **Texas State Technical College - Waco**

METHOD OF FINANCING	Exp 2023	Est 2024	Bud 2025	Req 2026	Req 2027
<u>GENERAL REVENUE</u>					
<u>1</u> General Revenue Fund					
<i>REGULAR APPROPRIATIONS</i>					
Regular Appropriations from MOF Table (2022-23 GAA)	\$34,246,610	\$0	\$0	\$0	\$0
Regular Appropriations from MOF Table (2024-25 GAA)	\$0	\$51,509,279	\$51,502,425	\$0	\$0
Regular Appropriations from MOF Table (2026-27 GAA)	\$0	\$0	\$0	\$5,158,188	\$5,156,438
<i>RIDER APPROPRIATION</i>					
Art IX, Sec 17.47 Additional Funding for Formula Funding (2022-23 GAA)	\$134,611	\$0	\$0	\$0	\$0
Comments: Incorporates Article IX, Sec 17.47, 87th Legislature, Regular Session, relating to additional funding for formula funding for Texas State Technical College- Waco, resulting in increases of 134,611 out of General Revenue Funds and 3.0 FTEs each fiscal year of the biennium					
Article III, Special Provision, Sec. 58, 88th Regular Session	\$0	\$182,633	\$182,633	\$0	\$0

2.B. Summary of Base Request by Method of Finance

89th Regular Session, Agency Submission, Version 1

Automated Budget and Evaluation System of Texas (ABEST)

Agency code: **71D**

Agency name: **Texas State Technical College - Waco**

METHOD OF FINANCING	Exp 2023	Est 2024	Bud 2025	Req 2026	Req 2027
---------------------	----------	----------	----------	----------	----------

GENERAL REVENUE

Comments: Incorporates Special Provisions Relating Only to State Agencies of Higher Education, Section 58, relating to Higher Education Affordability resulting in increases of \$182,633 out of General Revenue Funds and 4.1 FTEs each fiscal year of the 2024-25 biennium.

TRANSFERS

Partnership - From System Administration to EWCHEC

	\$296,133	\$296,133	\$296,133	\$0	\$0
--	-----------	-----------	-----------	-----	-----

Comments: Partnership - From System Administration to Waco (EWC) - Technical Training Partnership" / "Partnership - From System Administration to EWCHEC (Waco) Technical Training Partnership

Administrative - From Harlingen to Waco

	\$1,200,000	\$250,000	\$250,000	\$0	\$0
--	-------------	-----------	-----------	-----	-----

Administrative - From West Texas to Waco

	\$2,470,000	\$0	\$0	\$0	\$0
--	-------------	-----	-----	-----	-----

CCAP Debt Service - transfer from System Administration

	\$5,207,615	\$0	\$0	\$0	\$0
--	-------------	-----	-----	-----	-----

2.B. Summary of Base Request by Method of Finance

89th Regular Session, Agency Submission, Version 1

Automated Budget and Evaluation System of Texas (ABEST)

Agency code: **71D**

Agency name: **Texas State Technical College - Waco**

METHOD OF FINANCING	Exp 2023	Est 2024	Bud 2025	Req 2026	Req 2027
<u>GENERAL REVENUE</u>					
CCAP Debt Service unused amount returned to the Texas Higher Education Coordinating Board. Amount asked for FY23 was an estimate.	\$(1,010)	\$0	\$0	\$0	\$0
Comments: transfer actually done in FY24 for unused FY23 amount.					
<i>LAPSED APPROPRIATIONS</i>					
Lapse of excess CCAP debt service appropriations received in years 2024/2025	\$0	\$(430,590)	\$(430,590)	\$0	\$0
Comments: CCAP debt service numbers provided in the prior LAR submission for 24/25 were estimates. Actual amounts are lower, therefore remaining amounts will be lapsed appropriately.					
Lapse of remaining unspent Waco Demolition Appropriation (total \$29.6 mil appropriated in 2019, 86th Legislature, SB 500 Sec. 45)	\$(33,594)	\$0	\$0	\$0	\$0
<i>UNEXPENDED BALANCES AUTHORITY</i>					
Unexpended balance carried forward for Waco's Facilities Abatement Demolition Appropriation	\$33,594	\$0	\$0	\$0	\$0
TOTAL, General Revenue Fund	\$43,553,959	\$51,807,455	\$51,800,601	\$5,158,188	\$5,156,438

2.B. Summary of Base Request by Method of Finance

89th Regular Session, Agency Submission, Version 1

Automated Budget and Evaluation System of Texas (ABEST)

Agency code: **71D** Agency name: **Texas State Technical College - Waco**

METHOD OF FINANCING	Exp 2023	Est 2024	Bud 2025	Req 2026	Req 2027
TOTAL, ALL GENERAL REVENUE	\$43,553,959	\$51,807,455	\$51,800,601	\$5,158,188	\$5,156,438

GENERAL REVENUE FUND - DEDICATED

770 GR Dedicated - Estimated Other Educational and General Income Account No. 770

REGULAR APPROPRIATIONS

Regular Appropriations from MOF Table (2022-23 GAA)

\$2,501,061 \$0 \$0 \$0 \$0

Regular Appropriations from MOF Table (2024-25 GAA)

\$0 \$2,978,034 \$3,067,374 \$0 \$0

Regular Appropriations from MOF Table (2026-27 GAA)

\$0 \$0 \$0 \$910,241 \$991,253

BASE ADJUSTMENT

Revised Receipts

\$885,718 \$427,323 \$543,335 \$0 \$0

Adjustments to Expended

\$1,495,321 \$(1,893,538) \$(2,774,711) \$0 \$0

2.B. Summary of Base Request by Method of Finance

89th Regular Session, Agency Submission, Version 1

Automated Budget and Evaluation System of Texas (ABEST)

Agency code: **71D**

Agency name: **Texas State Technical College - Waco**

METHOD OF FINANCING	Exp 2023	Est 2024	Bud 2025	Req 2026	Req 2027
<u>GENERAL REVENUE FUND - DEDICATED</u>					
TOTAL, GR Dedicated - Estimated Other Educational and General Income Account No. 770	\$4,882,100	\$1,511,819	\$835,998	\$910,241	\$991,253
TOTAL GENERAL REVENUE FUND - DEDICATED - 704, 708 & 770	\$4,882,100	\$1,511,819	\$835,998	\$910,241	\$991,253
TOTAL, ALL GENERAL REVENUE FUND - DEDICATED	\$4,882,100	\$1,511,819	\$835,998	\$910,241	\$991,253
TOTAL, GR & GR-DEDICATED FUNDS	\$48,436,059	\$53,319,274	\$52,636,599	\$6,068,429	\$6,147,691
GRAND TOTAL	\$48,436,059	\$53,319,274	\$52,636,599	\$6,068,429	\$6,147,691

2.B. Summary of Base Request by Method of Finance

89th Regular Session, Agency Submission, Version 1

Automated Budget and Evaluation System of Texas (ABEST)

Agency code: **71D**

Agency name: **Texas State Technical College - Waco**

METHOD OF FINANCING	Exp 2023	Est 2024	Bud 2025	Req 2026	Req 2027
FULL-TIME-EQUIVALENT POSITIONS					
REGULAR APPROPRIATIONS					
Regular Appropriations from MOF Table (2022-23 GAA)	584.4	0.0	0.0	0.0	0.0
Regular Appropriations from MOF Table (2024-25 GAA)	0.0	791.2	791.2	0.0	0.0
Regular Appropriations from MOF Table (2026-27 GAA)	0.0	0.0	0.0	755.2	755.2
RIDER APPROPRIATION					
Art IX, Sec 17.47 Additional Funding for Formula Funding (2022-23 GAA) Comments: Incorporates Article IX, Sec 17.47, 87th Legislature, Regular Session, relating to additional funding for formula funding for Texas State Technical College- Waco, resulting in increases of 134,611 out of General Revenue Funds and 3.0 FTEs each fiscal year of the biennium	3.0	0.0	0.0	0.0	0.0
Article III, Special Provision, Sec. 58, 88th Regular Session Comments: Incorporates Special Provisions Relating Only to State Agencies of Higher Education, Section 58, relating to Higher Education Affordability resulting in increases of \$182,633 out of General Revenue Funds and 4.1 FTEs each fiscal year of the 2024-25 biennium.	0.0	4.1	4.1	0.0	0.0
Art IX, Sec 6.10(a)(2), Board or Administrator FTE Adjustment (2022-23 GAA)	50.0	0.0	0.0	0.0	0.0

2.B. Summary of Base Request by Method of Finance

89th Regular Session, Agency Submission, Version 1

Automated Budget and Evaluation System of Texas (ABEST)

Agency code: 71D	Agency name: Texas State Technical College - Waco					
METHOD OF FINANCING	Exp 2023	Est 2024	Bud 2025	Req 2026	Req 2027	
Art IX, Sec 6.10(a)(1), Board or Administrator FTE Adjustment (2024-25 GAA)	0.0	50.0	50.0	0.0	0.0	
UNAUTHORIZED NUMBER OVER (BELOW) CAP						
Unauthorized Number Over (Below) Cap	(50.3)	(158.7)	(90.1)	0.0	0.0	
TOTAL, ADJUSTED FTES	587.1	686.6	755.2	755.2	755.2	

**NUMBER OF 100% FEDERALLY FUNDED
FTEs**

2.C. Summary of Base Request by Object of Expense
89th Regular Session, Agency Submission, Version 1
Automated Budget and Evaluation System of Texas (ABEST)

71D Texas State Technical College - Waco

OBJECT OF EXPENSE	Exp 2023	Est 2024	Bud 2025	BL 2026	BL 2027
1001 SALARIES AND WAGES	\$20,694,008	\$26,487,917	\$26,488,026	\$888,416	\$888,416
1002 OTHER PERSONNEL COSTS	\$3,860,960	\$2,339,004	\$2,350,830	\$378,180	\$401,541
1005 FACULTY SALARIES	\$17,545,117	\$18,204,955	\$18,204,955	\$106,288	\$106,288
2004 UTILITIES	\$89,002	\$579,939	\$579,939	\$0	\$0
2008 DEBT SERVICE	\$5,478,229	\$4,120,288	\$4,116,538	\$4,119,038	\$4,117,288
2009 OTHER OPERATING EXPENSE	\$768,743	\$868,073	\$896,311	\$576,507	\$634,158
5000 CAPITAL EXPENDITURES	\$0	\$0	\$0	\$0	\$0
OOE Total (Excluding Riders)	\$48,436,059	\$52,600,176	\$52,636,599	\$6,068,429	\$6,147,691
OOE Total (Riders)					
Grand Total	\$48,436,059	\$52,600,176	\$52,636,599	\$6,068,429	\$6,147,691

2.D. Summary of Base Request Objective Outcomes
89th Regular Session, Agency Submission, Version 1
Automated Budget and Evaluation system of Texas (ABEST)

71D Texas State Technical College - Waco

Goal/ Objective / Outcome	Exp 2023	Est 2024	Bud 2025	BL 2026	BL 2027
1 Provide Instructional and Operations Support					
1 Provide Instructional and Operations Support					
KEY 1 % of 1st-time, Full-time, Deg or Cert-seeking Students Graduated 3yrs					
	45.00%	46.00%	47.00%	48.00%	50.00%
KEY 2 Number of Associate Degrees and Certificates Awarded Annually					
	1,403.00	1,438.00	1,474.00	1,510.00	1,573.00
KEY 3 Number of Minority Students Graduated Annually					
	780.00	800.00	819.00	840.00	884.00
KEY 4 # of Former TSTC Students Working after One Year of Not Attending TSTC					
	1,777.00	1,758.00	1,801.00	1,933.00	2,007.00
KEY 5 % of Former TSTC Students Working after One Year of Not Attending TSTC					
	68.60%	66.30%	64.90%	65.10%	64.50%
6 Total Annual Salaries of Stds Wrkg after One Yr of Not Attending TSTC					
	83,479,105.00	83,623,316.00	87,003,571.00	93,272,347.00	97,162,807.00

2.E. Summary of Exceptional Items Request

89th Regular Session, Agency Submission, Version 1
Automated Budget and Evaluation System of Texas (ABEST)

Agency code: 71D

Agency name: Texas State Technical College - Waco

Priority	Item	2026			2027			Biennium	
		GR and GR/GR Dedicated	All Funds	FTEs	GR and GR Dedicated	All Funds	FTEs	GR and GR Dedicated	All Funds
1	CDL Program Expansion	\$10,737,894	\$10,737,894	6.0	\$2,109,680	\$2,109,680	8.0	\$12,847,574	\$12,847,574
Total, Exceptional Items Request		\$10,737,894	\$10,737,894	6.0	\$2,109,680	\$2,109,680	8.0	\$12,847,574	\$12,847,574

Method of Financing

General Revenue	\$10,737,894	\$10,737,894		\$2,109,680	\$2,109,680		\$12,847,574	\$12,847,574
General Revenue - Dedicated								
Federal Funds								
Other Funds								
	\$10,737,894	\$10,737,894		\$2,109,680	\$2,109,680		\$12,847,574	\$12,847,574

Full Time Equivalent Positions

6.0

8.0

Number of 100% Federally Funded FTEs

2.F. Summary of Total Request by Strategy
89th Regular Session, Agency Submission, Version 1
Automated Budget and Evaluation System of Texas (ABEST)

Agency code: **71D** Agency name: **Texas State Technical College - Waco**

Goal/Objective/STRATEGY	Base 2026	Base 2027	Exceptional 2026	Exceptional 2027	Total Request 2026	Total Request 2027
1 Provide Instructional and Operations Support						
1 <i>Provide Instructional and Operations Support</i>						
1 INSTRUCTION AND ADMINISTRATION	\$0	\$0	\$0	\$0	\$0	\$0
3 STAFF GROUP INSURANCE PREMIUMS	333,734	357,095	0	0	333,734	357,095
4 WORKERS' COMPENSATION INSURANCE	85,000	85,000	0	0	85,000	85,000
6 TEXAS PUBLIC EDUCATION GRANTS	576,507	634,158	0	0	576,507	634,158
7 DUAL CREDIT	260,538	260,538	0	0	260,538	260,538
TOTAL, GOAL 1	\$1,255,779	\$1,336,791	\$0	\$0	\$1,255,779	\$1,336,791
2 Provide Infrastructure Support						
1 <i>Provide Operation and Maintenance of E&G Space</i>						
1 E&G SPACE SUPPORT	0	0	0	0	0	0
2 CCAP REVENUE BONDS	4,119,038	4,117,288	0	0	4,119,038	4,117,288
5 SMALL INSTITUTION SUPPLEMENT	0	0	0	0	0	0
TOTAL, GOAL 2	\$4,119,038	\$4,117,288	\$0	\$0	\$4,119,038	\$4,117,288

2.F. Summary of Total Request by Strategy
 89th Regular Session, Agency Submission, Version 1
 Automated Budget and Evaluation System of Texas (ABEST)

Agency code: 71D	Agency name: Texas State Technical College - Waco					
Goal/Objective/STRATEGY	Base 2026	Base 2027	Exceptional 2026	Exceptional 2027	Total Request 2026	Total Request 2027
3 Provide Non-formula Support						
4 Institutional						
1 INSTITUTIONAL ENHANCEMENT	\$693,612	\$693,612	\$0	\$0	\$693,612	\$693,612
5 Exceptional Item Request						
1 EXCEPTIONAL ITEM REQUEST	0	0	10,737,894	2,109,680	10,737,894	2,109,680
TOTAL, GOAL 3	\$693,612	\$693,612	\$10,737,894	\$2,109,680	\$11,431,506	\$2,803,292
TOTAL, AGENCY STRATEGY REQUEST	\$6,068,429	\$6,147,691	\$10,737,894	\$2,109,680	\$16,806,323	\$8,257,371
TOTAL, AGENCY RIDER APPROPRIATIONS REQUEST						
GRAND TOTAL, AGENCY REQUEST	\$6,068,429	\$6,147,691	\$10,737,894	\$2,109,680	\$16,806,323	\$8,257,371

2.F. Summary of Total Request by Strategy
 89th Regular Session, Agency Submission, Version 1
 Automated Budget and Evaluation System of Texas (ABEST)

Agency code: 71D		Agency name: Texas State Technical College - Waco				
Goal/Objective/STRATEGY	Base 2026	Base 2027	Exceptional 2026	Exceptional 2027	Total Request 2026	Total Request 2027
General Revenue Funds:						
1 General Revenue Fund	\$5,158,188	\$5,156,438	\$10,737,894	\$2,109,680	\$15,896,082	\$7,266,118
	\$5,158,188	\$5,156,438	\$10,737,894	\$2,109,680	\$15,896,082	\$7,266,118
General Revenue Dedicated Funds:						
770 Est. Other Educational & General	910,241	991,253	0	0	910,241	991,253
	\$910,241	\$991,253	\$0	\$0	\$910,241	\$991,253
TOTAL, METHOD OF FINANCING	\$6,068,429	\$6,147,691	\$10,737,894	\$2,109,680	\$16,806,323	\$8,257,371
FULL TIME EQUIVALENT POSITIONS	755.2	755.2	6.0	8.0	761.2	763.2

2.G. Summary of Total Request Objective Outcomes
 89th Regular Session, Agency Submission, Version 1
 Automated Budget and Evaluation system of Texas (ABEST)

Agency code: **71D**

Agency name: **Texas State Technical College - Waco**

Goal/ Objective / Outcome

	BL 2026	BL 2027	Excp 2026	Excp 2027	Total Request 2026	Total Request 2027
1	Provide Instructional and Operations Support					
1	Provide Instructional and Operations Support					
KEY	1 % of 1st-time, Full-time, Deg or Cert-seeking Students Graduated 3yrs					
	48.00%	50.00%			48.00%	50.00%
KEY	2 Number of Associate Degrees and Certificates Awarded Annually					
	1,510.00	1,573.00			1,510.00	1,573.00
KEY	3 Number of Minority Students Graduated Annually					
	840.00	884.00			840.00	884.00
KEY	4 # of Former TSTC Students Working after One Year of Not Attending TSTC					
	1,933.00	2,007.00			1,933.00	2,007.00
KEY	5 % of Former TSTC Students Working after One Year of Not Attending TSTC					
	65.10%	64.50%			65.10%	64.50%
	6 Total Annual Salaries of Stds Wrkg after One Yr of Not Attending TSTC					
	93,272,347.00	97,162,807.00			93,272,347.00	97,162,807.00

3.A. Strategy Request
89th Regular Session, Agency Submission, Version 1
Automated Budget and Evaluation System of Texas (ABEST)

71D Texas State Technical College - Waco

GOAL: 1 Provide Instructional and Operations Support
OBJECTIVE: 1 Provide Instructional and Operations Support
STRATEGY: 1 Instruction and Administration

Service Categories:

Service: 19 Income: A.1 Age: B.3

CODE	DESCRIPTION	Exp 2023	Est 2024	Bud 2025	BL 2026 ⁽¹⁾	BL 2027 ⁽¹⁾
Output Measures:						
1	Fall Headcount	6,526.00	6,848.00	7,211.00	7,932.00	8,130.00
2	Number of Minority Students Enrolled Annually	5,857.00	6,137.00	6,051.00	6,558.00	6,722.00
KEY 3	Annual Headcount Enrollment	10,434.00	10,819.00	10,691.00	11,593.00	11,883.00
Efficiency Measures:						
KEY 1	Administrative Cost as a Percent of Operating Budget	12.58 %	11.74 %	11.74 %	11.74 %	11.74 %
Objects of Expense:						
1001	SALARIES AND WAGES	\$17,177,121	\$22,609,556	\$22,609,556	\$0	\$0
1002	OTHER PERSONNEL COSTS	\$1,936,294	\$1,909,520	\$1,909,520	\$0	\$0
1005	FACULTY SALARIES	\$17,442,061	\$18,098,667	\$18,098,667	\$0	\$0
2009	OTHER OPERATING EXPENSE	\$383,992	\$286,886	\$286,886	\$0	\$0
TOTAL, OBJECT OF EXPENSE		\$36,939,468	\$42,904,629	\$42,904,629	\$0	\$0
Method of Financing:						
1	General Revenue Fund	\$34,225,282	\$42,904,629	\$42,904,629	\$0	\$0
SUBTOTAL, MOF (GENERAL REVENUE FUNDS)		\$34,225,282	\$42,904,629	\$42,904,629	\$0	\$0

Method of Financing:

(1) - Formula funded strategies are not requested in 2026-27 because amounts are not determined by institutions.

3.A. Strategy Request
 89th Regular Session, Agency Submission, Version 1
 Automated Budget and Evaluation System of Texas (ABEST)

71D Texas State Technical College - Waco

GOAL: 1 Provide Instructional and Operations Support
 OBJECTIVE: 1 Provide Instructional and Operations Support
 STRATEGY: 1 Instruction and Administration

Service Categories:

Service: 19 Income: A.1 Age: B.3

CODE	DESCRIPTION	Exp 2023	Est 2024	Bud 2025	BL 2026 ⁽¹⁾	BL 2027 ⁽¹⁾
770	Est. Other Educational & General	\$2,714,186	\$0	\$0	\$0	\$0
SUBTOTAL, MOF (GENERAL REVENUE FUNDS - DEDICATED)		\$2,714,186	\$0	\$0	\$0	\$0
TOTAL, METHOD OF FINANCE (INCLUDING RIDERS)					\$0	\$0
TOTAL, METHOD OF FINANCE (EXCLUDING RIDERS)		\$36,939,468	\$42,904,629	\$42,904,629	\$0	\$0
FULL TIME EQUIVALENT POSITIONS:		505.4	598.6	658.4	658.4	658.4

STRATEGY DESCRIPTION AND JUSTIFICATION:

In the General Appropriations Act, HB 1, 84th Texas Legislature, Section 11 (page III-224), allocated funding under the Instruction & Operations strategy among Texas State Technical Colleges (TSTC) based on the additional direct and indirect state tax revenues generated as a result of the education provided. This formula furthers the goal of rewarding job placement and graduate earnings projections, not time in training or contact hours. This funding facilitates the provision of industry standard, state-of-the-art education and training in high priority careers.

The formula advisory committee elected to exclude dual credit and continuing education outcomes from the funding formula and determined it would continue to evaluate the appropriateness of their inclusion. In the 86th Texas Legislature (FY2020 and FY2021) TSTC received non-formula funding for dual credit.

EXTERNAL/INTERNAL FACTORS IMPACTING STRATEGY:

(1) - Formula funded strategies are not requested in 2026-27 because amounts are not determined by institutions.

3.A. Strategy Request
 89th Regular Session, Agency Submission, Version 1
 Automated Budget and Evaluation System of Texas (ABEST)

71D Texas State Technical College - Waco

GOAL: 1 Provide Instructional and Operations Support
 OBJECTIVE: 1 Provide Instructional and Operations Support
 STRATEGY: 1 Instruction and Administration

Service Categories:

Service: 19 Income: A.1 Age: B.3

CODE	DESCRIPTION	Exp 2023	Est 2024	Bud 2025	BL 2026 ⁽¹⁾	BL 2027 ⁽¹⁾
------	-------------	----------	----------	----------	------------------------	------------------------

Texas businesses in key industries are unable to find enough sufficiently trained workers to fill available, middle-skill jobs (those which require credentials between high school and a four-year college degree). Consequently, many Texas employers are left unable to grow and innovate, restricting their ability to compete in the current economy. This growing need for workers in middle-skill occupations is concentrated in the STEM fields, TSTC’s primary focus. According to the U.S. Census Bureau, McLennan County has experienced moderate population growth in recent years.

EXPLANATION OF BIENNIAL CHANGE (includes Rider amounts):

<u>STRATEGY BIENNIAL TOTAL - ALL FUNDS</u>		<u>BIENNIAL</u>	<u>EXPLANATION OF BIENNIAL CHANGE</u>	
<u>Base Spending (Est 2024 + Bud 2025)</u>	<u>Baseline Request (BL 2026 + BL 2027)</u>	<u>CHANGE</u>	<u>\$ Amount</u>	<u>Explanation(s) of Amount (must specify MOFs and FTEs)</u>
\$85,809,258	\$0	\$(85,809,258)	\$(85,809,258)	Formula funding not included for 2026-27.
			<u>\$(85,809,258)</u>	Total of Explanation of Biennial Change

(1) - Formula funded strategies are not requested in 2026-27 because amounts are not determined by institutions.

3.A. Strategy Request
 89th Regular Session, Agency Submission, Version 1
 Automated Budget and Evaluation System of Texas (ABEST)

71D Texas State Technical College - Waco

GOAL: 1 Provide Instructional and Operations Support
 OBJECTIVE: 1 Provide Instructional and Operations Support
 STRATEGY: 3 Staff Group Insurance Premiums

Service Categories:

Service: 06 Income: A.2 Age: B.3

CODE	DESCRIPTION	Exp 2023	Est 2024	Bud 2025	BL 2026	BL 2027
Objects of Expense:						
1002	OTHER PERSONNEL COSTS	\$1,777,898	\$1,047,646	\$311,901	\$333,734	\$357,095
TOTAL, OBJECT OF EXPENSE		\$1,777,898	\$1,047,646	\$311,901	\$333,734	\$357,095
Method of Financing:						
770	Est. Other Educational & General	\$1,777,898	\$1,047,646	\$311,901	\$333,734	\$357,095
SUBTOTAL, MOF (GENERAL REVENUE FUNDS - DEDICATED)		\$1,777,898	\$1,047,646	\$311,901	\$333,734	\$357,095
TOTAL, METHOD OF FINANCE (INCLUDING RIDERS)					\$333,734	\$357,095
TOTAL, METHOD OF FINANCE (EXCLUDING RIDERS)		\$1,777,898	\$1,047,646	\$311,901	\$333,734	\$357,095

FULL TIME EQUIVALENT POSITIONS:

STRATEGY DESCRIPTION AND JUSTIFICATION:

This strategy is to provide proportional share of staff group insurance premiums paid from Other Educational and General funds.

EXTERNAL/INTERNAL FACTORS IMPACTING STRATEGY:

3.A. Strategy Request
 89th Regular Session, Agency Submission, Version 1
 Automated Budget and Evaluation System of Texas (ABEST)

719 Texas State Technical College System Administration

GOAL: 1 Provide Instructional and Operations Support
 OBJECTIVE: 1 Provide Instructional and Operations Support Service Categories:
 STRATEGY: 3 Staff Group Insurance Premiums Service: 06 Income: A.2 Age: B.3

CODE	DESCRIPTION	Exp 2023	Est 2024	Bud 2025	BL 2026	BL 2027
------	-------------	----------	----------	----------	---------	---------

EXTERNAL/INTERNAL FACTORS IMPACTING STRATEGY:

Strategy is impacted by the number of employees working 30 hours or more and the premium rates. Strategy based upon percentage of estimated other E & G income to total appropriation. There is a general revenue shortfall for group insurance; therefore, other strategies must supplement group insurance expenditures.

EXPLANATION OF BIENNIAL CHANGE (includes Rider amounts):

<u>STRATEGY BIENNIAL TOTAL - ALL FUNDS</u>		<u>BIENNIAL CHANGE</u>	<u>EXPLANATION OF BIENNIAL CHANGE</u>	
Base Spending (Est 2024 + Bud 2025)	Baseline Request (BL 2026 + BL 2027)		\$ Amount	Explanation(s) of Amount (must specify MOFs and FTEs)
\$28,638	\$43,557	\$14,919	\$14,919	Increase in group insurance premiums due to increased salaries. FTEs-0
			<u>\$14,919</u>	Total of Explanation of Biennial Change

3.A. Strategy Request
 89th Regular Session, Agency Submission, Version 1
 Automated Budget and Evaluation System of Texas (ABEST)

71D Texas State Technical College - Waco

GOAL: 1 Provide Instructional and Operations Support
 OBJECTIVE: 1 Provide Instructional and Operations Support
 STRATEGY: 4 Workers' Compensation Insurance

Service Categories:

Service: 06 Income: A.2 Age: B.3

CODE	DESCRIPTION	Exp 2023	Est 2024	Bud 2025	BL 2026	BL 2027
Objects of Expense:						
1001	SALARIES AND WAGES	\$90,974	\$84,891	\$85,000	\$85,000	\$85,000
TOTAL, OBJECT OF EXPENSE		\$90,974	\$84,891	\$85,000	\$85,000	\$85,000
Method of Financing:						
1	General Revenue Fund	\$90,974	\$84,891	\$85,000	\$85,000	\$85,000
SUBTOTAL, MOF (GENERAL REVENUE FUNDS)		\$90,974	\$84,891	\$85,000	\$85,000	\$85,000
TOTAL, METHOD OF FINANCE (INCLUDING RIDERS)					\$85,000	\$85,000
TOTAL, METHOD OF FINANCE (EXCLUDING RIDERS)		\$90,974	\$84,891	\$85,000	\$85,000	\$85,000

FULL TIME EQUIVALENT POSITIONS:

STRATEGY DESCRIPTION AND JUSTIFICATION:

This strategy funds Workers' Compensation payments related to E&G funds provided through the State Office for Risk Management.

EXTERNAL/INTERNAL FACTORS IMPACTING STRATEGY:

Changes in workers' compensation are related to payroll costs, number of employees and workers' compensation claims.

3.A. Strategy Request
 89th Regular Session, Agency Submission, Version 1
 Automated Budget and Evaluation System of Texas (ABEST)

71D Texas State Technical College - Waco

GOAL: 1 Provide Instructional and Operations Support
 OBJECTIVE: 1 Provide Instructional and Operations Support
 STRATEGY: 4 Workers' Compensation Insurance

Service Categories:

Service: 06 Income: A.2 Age: B.3

CODE	DESCRIPTION	Exp 2023	Est 2024	Bud 2025	BL 2026	BL 2027
------	-------------	----------	----------	----------	---------	---------

EXPLANATION OF BIENNIAL CHANGE (includes Rider amounts):

<u>STRATEGY BIENNIAL TOTAL - ALL FUNDS</u>		<u>BIENNIAL</u>	<u>EXPLANATION OF BIENNIAL CHANGE</u>	
<u>Base Spending (Est 2024 + Bud 2025)</u>	<u>Baseline Request (BL 2026 + BL 2027)</u>	<u>CHANGE</u>	<u>\$ Amount</u>	<u>Explanation(s) of Amount (must specify MOFs and FTEs)</u>
\$169,891	\$170,000	\$109	\$109	Same baseline requested as prior biennium. Actual amount varies year over year. Spending in 2024-25 is lower than last biennium. MOF-GR. FTEs-0.
			\$109	Total of Explanation of Biennial Change

3.A. Strategy Request
 89th Regular Session, Agency Submission, Version 1
 Automated Budget and Evaluation System of Texas (ABEST)

71D Texas State Technical College - Waco

GOAL: 1 Provide Instructional and Operations Support
 OBJECTIVE: 1 Provide Instructional and Operations Support
 STRATEGY: 6 Texas Public Education Grants

Service Categories:

Service: 20 Income: A.1 Age: B.3

CODE	DESCRIPTION	Exp 2023	Est 2024	Bud 2025	BL 2026	BL 2027
Objects of Expense:						
2009	OTHER OPERATING EXPENSE	\$367,666	\$464,173	\$524,097	\$576,507	\$634,158
TOTAL, OBJECT OF EXPENSE		\$367,666	\$464,173	\$524,097	\$576,507	\$634,158
Method of Financing:						
770	Est. Other Educational & General	\$367,666	\$464,173	\$524,097	\$576,507	\$634,158
SUBTOTAL, MOF (GENERAL REVENUE FUNDS - DEDICATED)		\$367,666	\$464,173	\$524,097	\$576,507	\$634,158
TOTAL, METHOD OF FINANCE (INCLUDING RIDERS)					\$576,507	\$634,158
TOTAL, METHOD OF FINANCE (EXCLUDING RIDERS)		\$367,666	\$464,173	\$524,097	\$576,507	\$634,158

FULL TIME EQUIVALENT POSITIONS:

STRATEGY DESCRIPTION AND JUSTIFICATION:

This strategy represents tuition set aside for the Texas Public Education Grants program as required by Section 56.033 of the Texas Education Code.

EXTERNAL/INTERNAL FACTORS IMPACTING STRATEGY:

3.A. Strategy Request
 89th Regular Session, Agency Submission, Version 1
 Automated Budget and Evaluation System of Texas (ABEST)

71D Texas State Technical College - Waco

GOAL: 1 Provide Instructional and Operations Support
 OBJECTIVE: 1 Provide Instructional and Operations Support Service Categories:
 STRATEGY: 6 Texas Public Education Grants Service: 20 Income: A.1 Age: B.3

CODE	DESCRIPTION	Exp 2023	Est 2024	Bud 2025	BL 2026	BL 2027
------	-------------	----------	----------	----------	---------	---------

Enrollment

Tuition rate

Set-aside portion of tuition received by TSTC in Waco to provide grants and loans based on need to TSTC Waco students. Increasing costs to students make this strategy important to retaining students who have a financial need. The amount of this funding is dependent on enrollment and tuition received.

EXPLANATION OF BIENNIAL CHANGE (includes Rider amounts):

<u>STRATEGY BIENNIAL TOTAL - ALL FUNDS</u>		<u>BIENNIAL</u>	<u>EXPLANATION OF BIENNIAL CHANGE</u>	
Base Spending (Est 2024 + Bud 2025)	Baseline Request (BL 2026 + BL 2027)	CHANGE	\$ Amount	Explanation(s) of Amount (must specify MOFs and FTEs)
\$988,270	\$1,210,665	\$222,395	\$222,395	Increase in TPEG corresponding to increase in enrollment. MOF-Other E&G. FTE-0.
			\$222,395	Total of Explanation of Biennial Change

3.A. Strategy Request
 89th Regular Session, Agency Submission, Version 1
 Automated Budget and Evaluation System of Texas (ABEST)

71D Texas State Technical College - Waco

GOAL: 1 Provide Instructional and Operations Support
 OBJECTIVE: 1 Provide Instructional and Operations Support
 STRATEGY: 7 Dual Credit Enrollment

Service Categories:

Service: 19 Income: A.2 Age: B.3

CODE	DESCRIPTION	Exp 2023	Est 2024	Bud 2025	BL 2026	BL 2027
Objects of Expense:						
1001	SALARIES AND WAGES	\$109,955	\$134,804	\$134,804	\$134,804	\$134,804
1002	OTHER PERSONNEL COSTS	\$7,571	\$19,446	\$19,446	\$19,446	\$19,446
1005	FACULTY SALARIES	\$103,056	\$106,288	\$106,288	\$106,288	\$106,288
2009	OTHER OPERATING EXPENSE	\$910	\$0	\$0	\$0	\$0
TOTAL, OBJECT OF EXPENSE		\$221,492	\$260,538	\$260,538	\$260,538	\$260,538
Method of Financing:						
1	General Revenue Fund	\$221,492	\$260,538	\$260,538	\$260,538	\$260,538
SUBTOTAL, MOF (GENERAL REVENUE FUNDS)		\$221,492	\$260,538	\$260,538	\$260,538	\$260,538
TOTAL, METHOD OF FINANCE (INCLUDING RIDERS)					\$260,538	\$260,538
TOTAL, METHOD OF FINANCE (EXCLUDING RIDERS)		\$221,492	\$260,538	\$260,538	\$260,538	\$260,538
FULL TIME EQUIVALENT POSITIONS:		10.7	9.8	10.8	10.8	10.8
STRATEGY DESCRIPTION AND JUSTIFICATION:						

3.A. Strategy Request
 89th Regular Session, Agency Submission, Version 1
 Automated Budget and Evaluation System of Texas (ABEST)

71D Texas State Technical College - Waco

GOAL: 1 Provide Instructional and Operations Support
 OBJECTIVE: 1 Provide Instructional and Operations Support Service Categories:
 STRATEGY: 7 Dual Credit Enrollment Service: 19 Income: A.2 Age: B.3

CODE	DESCRIPTION	Exp 2023	Est 2024	Bud 2025	BL 2026	BL 2027
------	-------------	----------	----------	----------	---------	---------

The 86th Texas Legislature provided non-formula funding for dual credit enrollment. TSTC continues to offer dual credit programs with a specific emphasis on Career and Technical Education pathway programs.

If faced with lack of funding for dual credit programs, TSTC would have to assess the necessity to suspend, or considerably change the business model for dual credit offerings. The dual enrollment effort is extremely important to TSTC but it is an activity that requires significant resources of the College without the ability to recoup the costs without the non-formula funding.

This non-formula funding for dual credit programs allows TSTC in Waco to continue and/or grow its dual credit program.

EXTERNAL/INTERNAL FACTORS IMPACTING STRATEGY:

TSTC in Waco partners with 30 schools to offer dual credit at the secondary level.

EXPLANATION OF BIENNIAL CHANGE (includes Rider amounts):

<u>STRATEGY BIENNIAL TOTAL - ALL FUNDS</u>		<u>BIENNIAL</u>	<u>EXPLANATION OF BIENNIAL CHANGE</u>	
<u>Base Spending (Est 2024 + Bud 2025)</u>	<u>Baseline Request (BL 2026 + BL 2027)</u>	<u>CHANGE</u>	<u>\$ Amount</u>	<u>Explanation(s) of Amount (must specify MOFs and FTEs)</u>
\$521,076	\$521,076	\$0	<u>\$0</u>	Total of Explanation of Biennial Change

3.A. Strategy Request
 89th Regular Session, Agency Submission, Version 1
 Automated Budget and Evaluation System of Texas (ABEST)

71D Texas State Technical College - Waco

GOAL: 2 Provide Infrastructure Support

OBJECTIVE: 1 Provide Operation and Maintenance of E&G Space

STRATEGY: 1 Educational and General Space Support

Service Categories:

Service: 10

Income: A.1

Age: B.3

CODE	DESCRIPTION	Exp 2023	Est 2024	Bud 2025	BL 2026 ⁽¹⁾	BL 2027 ⁽¹⁾
Objects of Expense:						
1001	SALARIES AND WAGES	\$866,590	\$971,951	\$971,951	\$0	\$0
1002	OTHER PERSONNEL COSTS	\$46,805	\$35,447	\$35,447	\$0	\$0
2004	UTILITIES	\$89,002	\$579,939	\$579,939	\$0	\$0
2009	OTHER OPERATING EXPENSE	\$12,455	\$85,215	\$82,061	\$0	\$0
TOTAL, OBJECT OF EXPENSE		\$1,014,852	\$1,672,552	\$1,669,398	\$0	\$0
Method of Financing:						
1	General Revenue Fund	\$992,502	\$1,672,552	\$1,669,398	\$0	\$0
SUBTOTAL, MOF (GENERAL REVENUE FUNDS)		\$992,502	\$1,672,552	\$1,669,398	\$0	\$0
Method of Financing:						
770	Est. Other Educational & General	\$22,350	\$0	\$0	\$0	\$0
SUBTOTAL, MOF (GENERAL REVENUE FUNDS - DEDICATED)		\$22,350	\$0	\$0	\$0	\$0

(1) - Formula funded strategies are not requested in 2026-27 because amounts are not determined by institutions.

3.A. Strategy Request
 89th Regular Session, Agency Submission, Version 1
 Automated Budget and Evaluation System of Texas (ABEST)

71D Texas State Technical College - Waco

GOAL: 2 Provide Infrastructure Support

OBJECTIVE: 1 Provide Operation and Maintenance of E&G Space

STRATEGY: 1 Educational and General Space Support

Service Categories:

Service: 10

Income: A.1

Age: B.3

CODE	DESCRIPTION	Exp 2023	Est 2024	Bud 2025	BL 2026 ⁽¹⁾	BL 2027 ⁽¹⁾
TOTAL, METHOD OF FINANCE (INCLUDING RIDERS)					\$0	\$0
TOTAL, METHOD OF FINANCE (EXCLUDING RIDERS)		\$1,014,852	\$1,672,552	\$1,669,398	\$0	\$0
FULL TIME EQUIVALENT POSITIONS:		25.0	28.3	31.1	31.1	31.1

STRATEGY DESCRIPTION AND JUSTIFICATION:

Funding for this strategy is determined through a formula that applies a funding rate to a determination of predicted square feet for an institution, the Space Projection Model. The Space Projection Model is generated through The Texas Higher Education Coordinating Board.

EXTERNAL/INTERNAL FACTORS IMPACTING STRATEGY:

House Bill 1 (General Appropriations Act), 84th Legislature, Regular Session, Article III, Higher Education Coordinating Board, Section 55 (p. III-54), directed the Texas Higher Education Coordinating Board (THECB) to conduct a study of the Space Projection Model.

The study conducted in response to Rider 55 treated the allocation of space for TSTC different than other institutions evaluated by dramatically increasing the allocation of teaching space for TSTC. This was validated as necessary by a third-party consultant who noted the space-intensive nature for TSTC training programs, relative to other spaces considered in the model.

During its formula funding development process for the 84th Legislature, the Texas Higher Education Coordinating Board Formula Advisory Committee recommended incorporating Space Support funding into the Returned-Value formula to, as directed by the Legislature, further the goal of rewarding job placement and graduate earnings, not time in training or contact hours.

(1) - Formula funded strategies are not requested in 2026-27 because amounts are not determined by institutions.

3.A. Strategy Request
 89th Regular Session, Agency Submission, Version 1
 Automated Budget and Evaluation System of Texas (ABEST)

71D Texas State Technical College - Waco

GOAL: 2 Provide Infrastructure Support
 OBJECTIVE: 1 Provide Operation and Maintenance of E&G Space Service Categories:
 STRATEGY: 1 Educational and General Space Support Service: 10 Income: A.1 Age: B.3

CODE	DESCRIPTION	Exp 2023	Est 2024	Bud 2025	BL 2026 ⁽¹⁾	BL 2027 ⁽¹⁾
------	-------------	----------	----------	----------	------------------------	------------------------

EXPLANATION OF BIENNIAL CHANGE (includes Rider amounts):

<u>STRATEGY BIENNIAL TOTAL - ALL FUNDS</u>		<u>BIENNIAL</u>	<u>EXPLANATION OF BIENNIAL CHANGE</u>	
Base Spending (Est 2024 + Bud 2025)	Baseline Request (BL 2026 + BL 2027)	CHANGE	\$ Amount	Explanation(s) of Amount (must specify MOFs and FTEs)
\$3,341,950	\$0	\$(3,341,950)	\$(3,341,950)	Formula funding not included for 2026-27.
			<u>\$(3,341,950)</u>	Total of Explanation of Biennial Change

(1) - Formula funded strategies are not requested in 2026-27 because amounts are not determined by institutions.

3.A. Strategy Request
 89th Regular Session, Agency Submission, Version 1
 Automated Budget and Evaluation System of Texas (ABEST)

71D Texas State Technical College - Waco

GOAL: 2 Provide Infrastructure Support
 OBJECTIVE: 1 Provide Operation and Maintenance of E&G Space Service Categories:
 STRATEGY: 2 Capital Construction Assistance Projects Revenue Bonds Service: 10 Income: A.2 Age: B.3

CODE	DESCRIPTION	Exp 2023	Est 2024	Bud 2025	BL 2026	BL 2027
Objects of Expense:						
2008	DEBT SERVICE	\$5,478,229	\$4,120,288	\$4,116,538	\$4,119,038	\$4,117,288
TOTAL, OBJECT OF EXPENSE		\$5,478,229	\$4,120,288	\$4,116,538	\$4,119,038	\$4,117,288
Method of Financing:						
1	General Revenue Fund	\$5,478,229	\$4,120,288	\$4,116,538	\$4,119,038	\$4,117,288
SUBTOTAL, MOF (GENERAL REVENUE FUNDS)		\$5,478,229	\$4,120,288	\$4,116,538	\$4,119,038	\$4,117,288
TOTAL, METHOD OF FINANCE (INCLUDING RIDERS)					\$4,119,038	\$4,117,288
TOTAL, METHOD OF FINANCE (EXCLUDING RIDERS)		\$5,478,229	\$4,120,288	\$4,116,538	\$4,119,038	\$4,117,288

FULL TIME EQUIVALENT POSITIONS:

STRATEGY DESCRIPTION AND JUSTIFICATION:

Capital Construction Assistance Project funding, formerly known as Tuition Revenue Bonds, provides for bond debt service payments of General Revenue. Bond indebtedness payments of Capital Construction Assistance Projects is authorized under Texas Education Section 55.17.

EXTERNAL/INTERNAL FACTORS IMPACTING STRATEGY:

3.A. Strategy Request
 89th Regular Session, Agency Submission, Version 1
 Automated Budget and Evaluation System of Texas (ABEST)

71D Texas State Technical College - Waco

GOAL: 2 Provide Infrastructure Support
 OBJECTIVE: 1 Provide Operation and Maintenance of E&G Space Service Categories:
 STRATEGY: 2 Capital Construction Assistance Projects Revenue Bonds Service: 10 Income: A.2 Age: B.3

CODE	DESCRIPTION	Exp 2023	Est 2024	Bud 2025	BL 2026	BL 2027
------	-------------	----------	----------	----------	---------	---------

EXPLANATION OF BIENNIAL CHANGE (includes Rider amounts):

<u>STRATEGY BIENNIAL TOTAL - ALL FUNDS</u>		<u>BIENNIAL</u>	<u>EXPLANATION OF BIENNIAL CHANGE</u>	
Base Spending (Est 2024 + Bud 2025)	Baseline Request (BL 2026 + BL 2027)	CHANGE	\$ Amount	Explanation(s) of Amount (must specify MOFs and FTEs)
\$8,236,826	\$8,236,326	\$(500)	\$(500)	Difference in debt service amount for 2026-27. MOF-GR. FTE-0.
			<u>\$(500)</u>	Total of Explanation of Biennial Change

3.A. Strategy Request
89th Regular Session, Agency Submission, Version 1
Automated Budget and Evaluation System of Texas (ABEST)

71D Texas State Technical College - Waco

GOAL: 2 Provide Infrastructure Support

OBJECTIVE: 1 Provide Operation and Maintenance of E&G Space

STRATEGY: 5 Small Institution Supplement

Service Categories:

Service: 19 Income: A.1 Age: B.3

CODE	DESCRIPTION	Exp 2023	Est 2024	Bud 2025	BL 2026 ⁽¹⁾	BL 2027 ⁽¹⁾
Objects of Expense:						
1001	SALARIES AND WAGES	\$1,149,416	\$1,309,905	\$1,309,905	\$0	\$0
1002	OTHER PERSONNEL COSTS	\$44,807	\$51,153	\$51,153	\$0	\$0
2009	OTHER OPERATING EXPENSE	\$2,280	\$2,766	\$2,766	\$0	\$0
TOTAL, OBJECT OF EXPENSE		\$1,196,503	\$1,363,824	\$1,363,824	\$0	\$0
Method of Financing:						
1	General Revenue Fund	\$1,196,503	\$1,363,824	\$1,363,824	\$0	\$0
SUBTOTAL, MOF (GENERAL REVENUE FUNDS)		\$1,196,503	\$1,363,824	\$1,363,824	\$0	\$0
TOTAL, METHOD OF FINANCE (INCLUDING RIDERS)					\$0	\$0
TOTAL, METHOD OF FINANCE (EXCLUDING RIDERS)		\$1,196,503	\$1,363,824	\$1,363,824	\$0	\$0
FULL TIME EQUIVALENT POSITIONS:		18.2	20.4	22.4	22.4	22.4

STRATEGY DESCRIPTION AND JUSTIFICATION:

The Small Institution Supplement strategy provides \$1,316,566 during a biennium for institutions that enroll less than 5,000 students (phased out between 5,000 and 10,000), recognizing that institutions have a minimum cost of operation that may not be covered by funds generated through the formulas.

(1) - Formula funded strategies are not requested in 2026-27 because amounts are not determined by institutions.

3.A. Strategy Request
 89th Regular Session, Agency Submission, Version 1
 Automated Budget and Evaluation System of Texas (ABEST)

71D Texas State Technical College - Waco

GOAL: 2 Provide Infrastructure Support

OBJECTIVE: 1 Provide Operation and Maintenance of E&G Space

STRATEGY: 5 Small Institution Supplement

Service Categories:

Service: 19 Income: A.1 Age: B.3

CODE	DESCRIPTION	Exp 2023	Est 2024	Bud 2025	BL 2026 ⁽¹⁾	BL 2027 ⁽¹⁾
------	-------------	----------	----------	----------	------------------------	------------------------

EXTERNAL/INTERNAL FACTORS IMPACTING STRATEGY:

EXPLANATION OF BIENNIAL CHANGE (includes Rider amounts):

<u>STRATEGY BIENNIAL TOTAL - ALL FUNDS</u>		<u>BIENNIAL</u>	<u>EXPLANATION OF BIENNIAL CHANGE</u>	
<u>Base Spending (Est 2024 + Bud 2025)</u>	<u>Baseline Request (BL 2026 + BL 2027)</u>	<u>CHANGE</u>	<u>\$ Amount</u>	<u>Explanation(s) of Amount (must specify MOFs and FTEs)</u>
\$2,727,648	\$0	\$(2,727,648)	\$(2,727,648)	Formula funding not included for 2026-27.
			\$(2,727,648)	Total of Explanation of Biennial Change

(1) - Formula funded strategies are not requested in 2026-27 because amounts are not determined by institutions.

3.A. Strategy Request
89th Regular Session, Agency Submission, Version 1
Automated Budget and Evaluation System of Texas (ABEST)

71D Texas State Technical College - Waco

GOAL: 3 Provide Non-formula Support
OBJECTIVE: 4 Institutional
STRATEGY: 1 Institutional Enhancement

Service Categories:

Service: 19 Income: A.2 Age: B.3

CODE	DESCRIPTION	Exp 2023	Est 2024	Bud 2025	BL 2026	BL 2027
Objects of Expense:						
1001	SALARIES AND WAGES	\$1,299,952	\$1,376,810	\$1,376,810	\$668,612	\$668,612
1002	OTHER PERSONNEL COSTS	\$47,585	\$23,363	\$23,363	\$25,000	\$25,000
2009	OTHER OPERATING EXPENSE	\$1,440	\$560	\$501	\$0	\$0
TOTAL, OBJECT OF EXPENSE		\$1,348,977	\$1,400,733	\$1,400,674	\$693,612	\$693,612
Method of Financing:						
1	General Revenue Fund	\$1,348,977	\$1,400,733	\$1,400,674	\$693,612	\$693,612
SUBTOTAL, MOF (GENERAL REVENUE FUNDS)		\$1,348,977	\$1,400,733	\$1,400,674	\$693,612	\$693,612
TOTAL, METHOD OF FINANCE (INCLUDING RIDERS)					\$693,612	\$693,612
TOTAL, METHOD OF FINANCE (EXCLUDING RIDERS)		\$1,348,977	\$1,400,733	\$1,400,674	\$693,612	\$693,612
FULL TIME EQUIVALENT POSITIONS:		27.8	29.5	32.5	32.5	32.5
STRATEGY DESCRIPTION AND JUSTIFICATION:						

3.A. Strategy Request
 89th Regular Session, Agency Submission, Version 1
 Automated Budget and Evaluation System of Texas (ABEST)

71D Texas State Technical College - Waco

GOAL: 3 Provide Non-formula Support
 OBJECTIVE: 4 Institutional
 STRATEGY: 1 Institutional Enhancement

Service Categories:

Service: 19 Income: A.2 Age: B.3

CODE	DESCRIPTION	Exp 2023	Est 2024	Bud 2025	BL 2026	BL 2027
------	-------------	----------	----------	----------	---------	---------

The 76th Legislature created the initial Institutional Enhancement appropriation based on a consolidation of certain special item appropriations with inclusion of \$1.0 million per year to the strategy. This funding is an important source of funding for core operations of various E&G components.

These funds will support core educational support activities, instructional services, and student services, all of which are vital to fulfilling TSTC's mandated mission.

EXTERNAL/INTERNAL FACTORS IMPACTING STRATEGY:

Additional information for this strategy is available in Schedule 9, Non-Formula Support.

EXPLANATION OF BIENNIAL CHANGE (includes Rider amounts):

<u>STRATEGY BIENNIAL TOTAL - ALL FUNDS</u>		<u>BIENNIAL</u>	<u>EXPLANATION OF BIENNIAL CHANGE</u>	
<u>Base Spending (Est 2024 + Bud 2025)</u>	<u>Baseline Request (BL 2026 + BL 2027)</u>	<u>CHANGE</u>	<u>\$ Amount</u>	<u>Explanation(s) of Amount (must specify MOFs and FTEs)</u>
\$2,801,407	\$1,387,224	\$(1,414,183)	\$(1,414,183)	Transfers made in 2024-25 biennium to assist in expenditures exceeding GR amount for this strategy. Baseline 2026-27 adjusted to not exceed total allowed GR limit. MOF-GR. FTEs-0.
			<u>\$(1,414,183)</u>	Total of Explanation of Biennial Change

3.A. Strategy Request
 89th Regular Session, Agency Submission, Version 1
 Automated Budget and Evaluation System of Texas (ABEST)

71D Texas State Technical College - Waco

GOAL: 3 Provide Non-formula Support
 OBJECTIVE: 5 Exceptional Item Request
 STRATEGY: 1 Exceptional Item Request

Service Categories:

Service: 19 Income: A.2 Age: B.3

CODE	DESCRIPTION	Exp 2023	Est 2024	Bud 2025	BL 2026	BL 2027
Objects of Expense:						
1001	SALARIES AND WAGES	\$0	\$0	\$0	\$0	\$0
2009	OTHER OPERATING EXPENSE	\$0	\$0	\$0	\$0	\$0
5000	CAPITAL EXPENDITURES	\$0	\$0	\$0	\$0	\$0
TOTAL, OBJECT OF EXPENSE		\$0	\$0	\$0	\$0	\$0
Method of Financing:						
1	General Revenue Fund	\$0	\$0	\$0	\$0	\$0
SUBTOTAL, MOF (GENERAL REVENUE FUNDS)		\$0	\$0	\$0	\$0	\$0
TOTAL, METHOD OF FINANCE (INCLUDING RIDERS)					\$0	\$0
TOTAL, METHOD OF FINANCE (EXCLUDING RIDERS)		\$0	\$0	\$0	\$0	\$0
FULL TIME EQUIVALENT POSITIONS:		0.0	0.0	0.0	0.0	0.0
STRATEGY DESCRIPTION AND JUSTIFICATION:						

3.A. Strategy Request
 89th Regular Session, Agency Submission, Version 1
 Automated Budget and Evaluation System of Texas (ABEST)

71D Texas State Technical College - Waco

GOAL: 3 Provide Non-formula Support
 OBJECTIVE: 5 Exceptional Item Request Service Categories:
 STRATEGY: 1 Exceptional Item Request Service: 19 Income: A.2 Age: B.3

CODE	DESCRIPTION	Exp 2023	Est 2024	Bud 2025	BL 2026	BL 2027
------	-------------	----------	----------	----------	---------	---------

Texas industry and supply chain are constrained by the shortage in commercial driver’s license (CDL) holders. This shortage spans across a broad range of industries in Texas. The American Trucking Association (ATA) reports that nearly 72% of all freight tonnage moved in the U.S. travels by commercial truck. In order to meet America’s freight needs, the industry requires nearly three million heavy-duty Class 8 trucks and over three million truck drivers. ATA reports the current shortage of truck drivers nationwide is around 80,000 and will reach 160,000 by 2030 if current trends continue. According to the Texas Trucking Association (TXTA), the shortage of CDL drivers continues to negatively impact the supply chain, as 82 percent of Texas communities depend exclusively on trucks for needed products. TXTA also advises that 15 of every 1,000 jobs in Texas belong to truckers, and projects approximately 62,000 new job openings due to growth over the next 10 years. With its statewide scope and strategic placement across the Texas landscape, TSTC is positioned to address the CDL shortage in a meaningful way. To execute rapidly, TSTC requests an Exceptional Item of \$103 million to (1) establish or expand six CDL training and testing sites, (2) create licensing capacity to license approximately 2,400 drivers per year, and (3) establish a platform for an advanced transportation ecosystem around the state meeting both the immediate and future training needs of Texas.

EXTERNAL/INTERNAL FACTORS IMPACTING STRATEGY:

Consequences of not funding: Continued Driver shortage, prolonged supply chain disruption and negative impact to the Texas Economy.

EXPLANATION OF BIENNIAL CHANGE (includes Rider amounts):

<u>STRATEGY BIENNIAL TOTAL - ALL FUNDS</u>		<u>BIENNIAL</u>	<u>EXPLANATION OF BIENNIAL CHANGE</u>	
<u>Base Spending (Est 2024 + Bud 2025)</u>	<u>Baseline Request (BL 2026 + BL 2027)</u>	<u>CHANGE</u>	<u>\$ Amount</u>	<u>Explanation(s) of Amount (must specify MOFs and FTEs)</u>
\$0	\$0	\$0	<u>\$0</u>	Total of Explanation of Biennial Change

3.A. Strategy Request
89th Regular Session, Agency Submission, Version 1
Automated Budget and Evaluation System of Texas (ABEST)

SUMMARY TOTALS:

OBJECTS OF EXPENSE:	\$48,436,059	\$52,600,176	\$52,636,599	\$6,068,429	\$6,147,691
METHODS OF FINANCE (INCLUDING RIDERS):				\$6,068,429	\$6,147,691
METHODS OF FINANCE (EXCLUDING RIDERS):	\$48,436,059	\$52,600,176	\$52,636,599	\$6,068,429	\$6,147,691
FULL TIME EQUIVALENT POSITIONS:	587.1	686.6	755.2	755.2	755.2

4.A. Exceptional Item Request Schedule
 89th Regular Session, Agency Submission, Version 1
 Automated Budget and Evaluation System of Texas (ABEST)

Agency code: **71D** Agency name: **Texas State Technical College - Waco**

CODE	DESCRIPTION	Excp 2026	Excp 2027
	Item Name: CDL Program Expansion Item Priority: 1 IT Component: No Anticipated Out-year Costs: Yes Involve Contracts > \$50,000: Yes Includes Funding for the Following Strategy or Strategies: 03-05-01 Exceptional Item Request		
OBJECTS OF EXPENSE:			
1001	SALARIES AND WAGES	519,400	687,400
2009	OTHER OPERATING EXPENSE	265,896	497,280
5000	CAPITAL EXPENDITURES	9,952,598	925,000
TOTAL, OBJECT OF EXPENSE		\$10,737,894	\$2,109,680
METHOD OF FINANCING:			
1	General Revenue Fund	10,737,894	2,109,680
TOTAL, METHOD OF FINANCING		\$10,737,894	\$2,109,680
FULL-TIME EQUIVALENT POSITIONS (FTE):		6.00	8.00

DESCRIPTION / JUSTIFICATION:

The American Trucking Association currently estimates a nationwide driver shortage of around 80,000 truck drivers. According to the Texas Trucking Association (TXTA), the shortage of CDL drivers continues to negatively impact the supply chain, as 82 percent of Texas communities depend exclusively on trucks for needed products. TXTA also advises that 15 of every 1,000 jobs in Texas belong to truckers, and projects approximately 62,000 new job openings due to growth over the next 10 years. In response to the ever-growing supply chain issues in Texas, we request that the Legislature invest in the expansion of TSTC’s Statewide Commercial Driver License training program. As the only statewide workforce training college in Texas, TSTC streamlines training programs to ensure consistency, quality and agility, in order to rapidly respond to industry and state needs. We have partnered with external parties to ensure more Texans will be placed in the workforce in a timely manner.

This one-time investment will have an immediate, significant impact on the Texas economy that will continue well into the future. It will create a statewide platform to train and prepare Texans to enter and succeed in the high-demand transportation industry. Aside from creating a steady influx of drivers, it will also serve as the platform to deploy specializations for customization within the industry that can be the catalyst for the future of transportation in Texas. As we create this steady stream of qualified drivers, we will simultaneously work with industry to understand the future transportation needs of Texas.

EXTERNAL/INTERNAL FACTORS:

Our execution strategy incorporates proven methodologies, highly qualified personnel, and an exceptionally responsive approach to managing deliverables. The following is a description of our project methods, including how the project will be developed, a proposed timeline of events, and our rationale for developing the project as described. Each site will be a regional transportation ecosystem that will provide individuals with a one-stop shop for training and licensing, as well as opportunities for career progression.

4.A. Exceptional Item Request Schedule
 89th Regular Session, Agency Submission, Version 1
 Automated Budget and Evaluation System of Texas (ABEST)

Agency code: **71D**

Agency name: **Texas State Technical College - Waco**

<u>CODE</u>	<u>DESCRIPTION</u>	<u>Excp 2026</u>	<u>Excp 2027</u>
-------------	--------------------	------------------	------------------

TSTC's primary focus will be on technical training activities while collaborating with local partners, such as chambers of commerce and economic development corporations, to give trainees access to valuable resources that will aid in their careers.

In an effort to help drivers see the opportunities for career development, partners will be able to provide workshops on business plan development, financial planning, funding opportunities, and bidding on government contracts, among other subjects. These workshops will help drivers grow and advance within the industry, building a more sustainable skilled labor pool.

PCLS TRACKING KEY:

DESCRIPTION OF ANTICIPATED OUT-YEAR COSTS :

Continuing Operating Costs

ESTIMATED ANTICIPATED OUT-YEAR COSTS FOR ITEM:

2028	2029	2030
\$1,124,871	\$1,124,871	\$1,124,871

APPROXIMATE PERCENTAGE OF EXCEPTIONAL ITEM : 0.00%

CONTRACT DESCRIPTION :

None

4.B. Exceptional Items Strategy Allocation Schedule

89th Regular Session, Agency Submission, Version 1

Automated Budget and Evaluation System of Texas (ABEST)

Agency code: **71D**

Agency name: **Texas State Technical College - Waco**

Code	Description	Excp 2026	Excp 2027
Item Name: CDL Program Expansion			
Allocation to Strategy: 3-5-1 Exceptional Item Request			
OBJECTS OF EXPENSE:			
1001	SALARIES AND WAGES	519,400	687,400
2009	OTHER OPERATING EXPENSE	265,896	497,280
5000	CAPITAL EXPENDITURES	9,952,598	925,000
TOTAL, OBJECT OF EXPENSE		\$10,737,894	\$2,109,680
METHOD OF FINANCING:			
1	General Revenue Fund	10,737,894	2,109,680
TOTAL, METHOD OF FINANCING		\$10,737,894	\$2,109,680
FULL-TIME EQUIVALENT POSITIONS (FTE):		6.0	8.0

4.C. Exceptional Items Strategy Request
 89th Regular Session, Agency Submission, Version 1
 Automated Budget and Evaluation System of Texas (ABEST)

Agency Code: **71D** Agency name: **Texas State Technical College - Waco**

GOAL: 3 Provide Non-formula Support

OBJECTIVE: 5 Exceptional Item Request

STRATEGY: 1 Exceptional Item Request

Service Categories:

Service: 19 Income: A.2 Age: B.3

CODE DESCRIPTION	Excp 2026	Excp 2027
OBJECTS OF EXPENSE:		
1001 SALARIES AND WAGES	519,400	687,400
2009 OTHER OPERATING EXPENSE	265,896	497,280
5000 CAPITAL EXPENDITURES	9,952,598	925,000
Total, Objects of Expense	\$10,737,894	\$2,109,680

METHOD OF FINANCING:

1 General Revenue Fund

10,737,894

2,109,680

Total, Method of Finance

\$10,737,894

\$2,109,680

FULL-TIME EQUIVALENT POSITIONS (FTE):

6.0

8.0

EXCEPTIONAL ITEM(S) INCLUDED IN STRATEGY:

CDL Program Expansion

General Revenue (GR) & General Revenue Dedicated (GR-D) Baseline

89th Regular Session, Agency Submission, Version 1
Automated Budget and Evaluation System of Texas (ABEST)

Agency code: 71D

Agency name: Texas State Technical College - Waco

GR Baseline Request Limit = \$2,078,300

GR-D Baseline Request Limit = \$0

Strategy/Strategy Option/Rider								Biennial	Biennial	
2026 Funds				2027 Funds				Cumulative GR	Cumulative Ded	Page #
FTEs	Total	GR	Ded	FTEs	Total	GR	Ded			
Strategy: 1 - 1 - 1	Instruction and Administration									
658.4	0	0	0	658.4	0	0	0	0	0	
658.4				658.4				*****GR-D Baseline Request Limit=\$0*****		
Strategy: 1 - 1 - 3	Staff Group Insurance Premiums									
0.0	333,734	0	333,734	0.0	357,095	0	357,095	0	690,829	
Strategy: 1 - 1 - 4	Workers' Compensation Insurance									
0.0	85,000	85,000	0	0.0	85,000	85,000	0	170,000	690,829	
Strategy: 1 - 1 - 6	Texas Public Education Grants									
0.0	576,507	0	576,507	0.0	634,158	0	634,158	170,000	1,901,494	
Strategy: 1 - 1 - 7	Dual Credit Enrollment									
10.8	260,538	260,538	0	10.8	260,538	260,538	0	691,076	1,901,494	
Strategy: 2 - 1 - 1	Educational and General Space Support									
31.1	0	0	0	31.1	0	0	0	691,076	1,901,494	
700.3				700.3				*****GR Baseline Request Limit=\$2,078,300*****		
Strategy: 2 - 1 - 2	Capital Construction Assistance Projects Revenue Bonds									
0.0	4,119,038	4,119,038	0	0.0	4,117,288	4,117,288	0	8,927,402	1,901,494	
Strategy: 2 - 1 - 5	Small Institution Supplement									
22.4	0	0	0	22.4	0	0	0	8,927,402	1,901,494	
Strategy: 3 - 4 - 1	Institutional Enhancement									
32.5	693,612	693,612	0	32.5	693,612	693,612	0	10,314,626	1,901,494	
Excp Item: 1	CDL Program Expansion									
6.0	10,737,894	10,737,894	0	8.0	2,109,680	2,109,680	0	23,162,200	1,901,494	

General Revenue (GR) & General Revenue Dedicated (GR-D) Baseline

89th Regular Session, Agency Submission, Version 1
Automated Budget and Evaluation System of Texas (ABEST)

Agency code: 71D

Agency name: Texas State Technical College - Waco

GR Baseline Request Limit = \$2,078,300

GR-D Baseline Request Limit = \$0

Strategy/Strategy Option/Rider								Biennial	Biennial	
2026 Funds				2027 Funds				Cumulative GR	Cumulative Ded	Page #
FTEs	Total	GR	Ded	FTEs	Total	GR	Ded			
Strategy Detail for Excp Item: 1										
Strategy: 3 - 5 - 1 Exceptional Item Request										
6.0	10,737,894	10,737,894	0	8.0	2,109,680	2,109,680	0			
761.2	\$16,806,323	\$15,896,082	\$910,241	763.2	\$8,257,371	\$7,266,118	991,253			

6.A. Historically Underutilized Business Supporting Schedule
 89th Regular Session, Agency Submission, Version 1
 Automated Budget and Evaluation System of Texas (ABEST)

Agency Code: **71D** Agency: **Texas State Technical College - Waco**

COMPARISON TO STATEWIDE HUB PROCUREMENT GOALS

A. Fiscal Year - HUB Expenditure Information

Statewide HUB Goals	Procurement Category	% Goal	<u>HUB Expenditures FY 2022</u>			Total Expenditures		<u>HUB Expenditures FY 2023</u>			Total Expenditures	
			% Actual	Diff	Actual \$	FY 2022	% Goal	% Actual	Diff	Actual \$	FY 2023	
11.2%	Heavy Construction	11.2 %	22.4%	11.2%	\$22,944	\$102,204	11.2 %	4.1%	-7.1%	\$1,750	\$42,892	
21.1%	Building Construction	21.1 %	6.8%	-14.3%	\$705,562	\$10,307,595	21.1 %	2.9%	-18.2%	\$639,205	\$21,951,892	
32.9%	Special Trade	32.9 %	17.3%	-15.6%	\$595,184	\$3,433,582	32.9 %	15.1%	-17.8%	\$1,361,870	\$9,014,848	
23.7%	Professional Services	23.7 %	0.0%	-23.7%	\$0	\$71,771	23.7 %	0.0%	-23.7%	\$0	\$2,091,457	
26.0%	Other Services	26.0 %	24.9%	-1.1%	\$3,566,345	\$14,347,612	26.0 %	17.9%	-8.1%	\$3,412,081	\$19,017,846	
21.1%	Commodities	21.1 %	11.6%	-9.5%	\$2,540,507	\$21,901,442	21.1 %	8.3%	-12.8%	\$1,898,066	\$22,736,594	
	Total Expenditures		14.8%		\$7,430,542	\$50,164,206		9.8%		\$7,312,972	\$74,855,529	

B. Assessment of Attainment of HUB Procurement Goals

Attainment:

In FY 23, Texas State Technical College (TSTC) significantly increased its total spend from \$50,164,207 in FY 22 to \$74,855,528. Despite this growth, HUB spend slightly decreased from \$7,430,542 to \$7,312,972, reducing the HUB spend percentage from 14.81% to 9.77%. While the HUB spend percentage dropped, TSTC remains committed to supporting HUB suppliers and will continue to enhance engagement and utilization in future fiscal years.

Applicability:

All procurement categories apply to TSTC's operations.

Factors Affecting Attainment:

TSTC purchases technical equipment, supplies, and services throughout the fiscal year. However, HUB vendors often do not respond to solicitations such as RFPs, ITBs, and RFQs. Additionally, many professional services require unique expertise, resulting in a limited number of qualified HUB vendors. This scarcity makes it challenging to find HUB vendors capable of completing such projects. Furthermore, the limited availability of HUB vendors in specific geographic regions or industry sectors can also impact procurement goals. These factors collectively influence the ability to meet HUB procurement targets.

C. Good-Faith Efforts to Increase HUB Participation

Outreach Efforts and Mentor-Protégé Programs:

FY22 Events:

- o 3/4/22: Houston Business Matchmaker (Virtual)
- o 3/11/22: TSTC Procurement Round Table (Virtual)

6.A. Historically Underutilized Business Supporting Schedule
89th Regular Session, Agency Submission, Version 1
Automated Budget and Evaluation System of Texas (ABEST)

Agency Code: **71D** Agency: **Texas State Technical College - Waco**

- o 5/2-5/3/22: 15th Annual Spot Bid Fair (Irving, TX)
- o 6/7/22: TRS HUB Event (Austin, TX)
- o 6/8/22: University of Houston HUB Event (Virtual)
- o 6/16/22: SMSDC “New Chapters in Supplier Diversity” (Virtual)

FY23 Events:

- o 9/14/22: UTSSCA 1st Annual Affiliate Conference (Virtual)
- o 9/28/22: USTA Matchmaker Event (Virtual)
- o 11/3/22: 7th Annual Tarrant County (Fort Worth)
- o 12/7/22: 22nd Annual SMWVBO Conference (San Antonio, TX)
- o 3/3/23: Houston Business Matchmaker (Virtual)
- o 5/23-5/24/23: Annual Spot Bid Fair (Irving, TX)
- o 6/6/23: University of Houston HUB Expo (Virtual)
- o 6/15/23: Build Your Dream HUB Expo (Beaumont, TX)
- o 7/12/23: State of Texas HUB + DBE Expo (Austin, TX)

TSTC did not have an active mentor-protégé partnership in the 2022-23 biennium.

HUB Program Staffing:

TSTC has maintained the same staffing levels for the HUB Program as in FY2023. The Supplier Diversity Specialist continues to lead outreach initiatives aimed at increasing HUB supplier utilization.

Current and Future Good-Faith Efforts:

TSTC has implemented several initiatives to comply with statewide HUB goals.

1. HUB Events Participation: Attend vendor fairs, demonstrations, and other events to learn more about HUB vendors.
2. Supplier Education: Educate and encourage potential HUB suppliers to obtain HUB certification and participate actively.
3. Internal Training: Develop and deliver training for internal departments on HUB program policies and procedures.
4. Promotion: Advocate for the use of HUBs within internal departments by utilizing strategic marketing.
5. Subcontracting Plans: Mandate HUB subcontracting plans for contracts exceeding \$100,000 when subcontracting opportunities are likely.
6. Utilize Directories: Use CMBL/HUB directories for bid solicitations.
7. Active Seeking: Proactively seek certified HUB suppliers through events and outreach initiatives.
8. Strategic Inclusion: Integrate HUB suppliers into strategic sourcing and procurement processes.
9. Communication: Communicate the importance of supplier diversity to all stakeholders, both internally and externally.
10. Supplier Diversity Committee: Establish and operate an official Supplier Diversity Committee within TS to oversee these efforts .

6.H Estimated Funds Outside the Institution's Bill Pattern
 89th Regular Session, Agency Submission, Version 1
 Automated Budget and Administration System of Texas (ABEST)

TSTC Waco (71D)
Estimated Funds Outside the Institution's Bill Pattern
2024-25 and 2026-27 Biennia

	2024-25 Biennium				2026-27 Biennium			
	FY 2024 Revenue	FY 2025 Revenue	Biennium Total	Percent of Total	FY 2026 Revenue	FY 2027 Revenue	Biennium Total	Percent of Total
APPROPRIATED SOURCES INSIDE THE BILL PATTERN								
State Appropriations (excluding HEGI & State Paid Fringes)	\$ 51,691,912	\$ 51,685,058	\$ 103,376,970		\$ 51,685,058	\$ 51,685,058	\$ 103,370,116	
Tuition and Fees (net of Discounts and Allowances)	1,548,239	1,703,063	3,251,302		1,873,369	2,060,706	3,934,075	
Endowment and Interest Income	-	-	-		-	-	-	
Sales and Services of Educational Activities (net)	-	-	-		-	-	-	
Sales and Services of Hospitals (net)	-	-	-		-	-	-	
Other Income	-	-	-		-	-	-	
Total	53,240,151	53,388,121	106,628,272	46.3%	53,558,427	53,745,764	107,304,191	44.3%
APPROPRIATED SOURCES OUTSIDE THE BILL PATTERN								
State Appropriations (HEGI & State Paid Fringes)	\$ 14,047,594	\$ 15,171,402	\$ 29,218,996		\$ 16,385,114	\$ 17,695,923	\$ 34,081,037	
Higher Education Assistance Funds	5,235,201	5,369,490	10,604,691		5,369,490	5,369,490	10,738,980	
Hazlewood	638,438	638,438	1,276,876		638,438	638,438	1,276,876	
Available University Fund	-	-	-		-	-	-	
State Grants and Contracts	-	-	-		-	-	-	
Total	19,921,233	21,179,330	41,100,563	17.8%	22,393,042	23,703,851	46,096,893	19.0%
NON-APPROPRIATED SOURCES								
Tuition and Fees (net of Discounts and Allowances)	11,178,133	12,295,947	23,474,080		13,525,542	14,878,096	28,403,638	
Federal Grants and Contracts	16,548,578	16,548,578	33,097,156		16,548,578	16,548,578	33,097,156	
State Grants and Contracts	4,338,644	3,009,682	7,348,326		3,009,682	3,009,682	6,019,364	
Local Government Grants and Contracts	1,657,391	1,027,700	2,685,091		1,027,700	1,027,700	2,055,400	
Private Gifts and Grants	147,010	957,262	1,104,272		957,262	957,262	1,914,524	
Endowment and Interest Income	4,041	4,000	8,041		4,000	4,000	8,000	
Sales and Services of Educational Activities (net)	3,521,959	3,698,057	7,220,016		3,882,960	4,077,107	7,960,067	
Sales and Services of Hospitals (net)	-	-	-		-	-	-	
Professional Fees (net)	-	-	-		-	-	-	
Auxiliary Enterprises (net)	3,698,579	4,068,437	7,767,016		4,475,280	4,922,809	9,398,089	
Other Income	-	-	-		-	-	-	
Total	41,094,335	41,609,663	82,703,998	35.9%	43,431,004	45,425,234	88,856,238	36.7%
TOTAL SOURCES	\$ 114,255,719	\$ 116,177,114	\$ 230,432,833	100.0%	\$ 119,382,473	\$ 122,874,849	\$ 242,257,322	100.0%

Higher Education Schedule 1A: Other Educational and General Income

89th Regular Session, Agency Submission, Version 1

Automated Budget and Evaluation System of Texas (ABEST)

71D Texas State Technical College - Waco					
	Act 2023	Act 2024	Bud 2025	Est 2026	Est 2027
Gross Tuition					
Gross Resident Tuition	3,707,007	4,035,327	3,878,379	4,266,217	4,692,839
Gross Non-Resident Tuition	536,241	477,113	579,124	637,036	700,740
Gross Tuition	4,243,248	4,512,440	4,457,503	4,903,253	5,393,579
Less: Resident Waivers and Exemptions (excludes Hazlewood)	(18,638)	(15,229)	(24,108)	(26,419)	(29,061)
Less: Non-Resident Waivers and Exemptions	(537,466)	(754,148)	(388,334)	(427,167)	(469,884)
Less: Hazlewood Exemptions	(46,900)	(78,208)	(57,869)	(96,656)	(106,322)
Less: Board Authorized Tuition Increases (TX. Educ. Code Ann. Sec. 54.008)	0	0	0	0	0
Less: Tuition increases charged to doctoral students with hours in excess of 100 (TX. Educ. Code Ann. Sec. 54.012)	0	0	0	0	0
Less: Tuition increases charged to undergraduate students with excessive hours above degree requirements. (TX. Educ. Code Ann. Sec. 61.0595)	0	0	0	0	0
Less: Tuition rebates for certain undergraduates (TX. Educ. Code Ann. Sec. 54.0065)	0	0	0	0	0
Plus: Tuition waived for Students 55 Years or Older (TX. Educ. Code Ann. Sec. 54.263)	0	0	0	0	0
Less: Tuition for repeated or excessive hours (TX. Educ. Code Ann. Sec. 54.014)	0	0	0	0	0
Plus: Tuition waived for Texas Grant Recipients (TX. Educ. Code Ann. Sec. 56.307)	0	0	0	0	0
Subtotal	3,640,244	3,664,855	3,987,192	4,353,011	4,788,312
Less: Transfer of funds for Texas Public Education Grants Program (Tex. Educ. Code Ann. Sec. 56c) and for Emergency Loans (Tex. Educ. Code Ann. Sec. 56d)	(367,666)	(464,173)	(524,097)	(576,507)	(634,158)
Less: Transfer of Funds (2%) for Physician/Dental Loans (Medical Schools)	0	0	0	0	0
Less: Statutory Tuition (Tx. Educ. Code Ann. Sec. 54.051) Set Aside for Doctoral Incentive Loan Repayment Program (Tx. Educ. Code Ann. Sec. 56.095)	0	0	0	0	0
Less: Other Authorized Deduction					
Net Tuition	3,272,578	3,200,682	3,463,095	3,776,504	4,154,154
Student Teaching Fees	0	0	0	0	0

Higher Education Schedule 1A: Other Educational and General Income

89th Regular Session, Agency Submission, Version 1
Automated Budget and Evaluation System of Texas (ABEST)

71D Texas State Technical College - Waco					
	Act 2023	Act 2024	Bud 2025	Est 2026	Est 2027
Special Course Fees	0	0	0	0	0
Laboratory Fees	0	0	0	0	0
Subtotal, Tuition and Fees (Formula Amounts for Health-Related Institutions)	3,272,578	3,200,682	3,463,095	3,776,504	4,154,154
OTHER INCOME					
Interest on General Funds:					
Local Funds in State Treasury	0	0	0	0	0
Funds in Local Depositories, e.g., local amounts	0	0	0	0	0
Other Income (Itemize)					
Subtotal, Other Income	0	0	0	0	0
Subtotal, Other Educational and General Income	3,272,578	3,200,682	3,463,095	3,776,504	4,154,154
Less: O.A.S.I. Applicable to Educational and General Local Funds Payrolls	(130,075)	(130,090)	(171,901)	(167,208)	(175,569)
Less: Teachers Retirement System and ORP Proportionality for Educational and General Funds	(122,049)	(129,407)	(166,697)	(161,405)	(169,109)
Less: Staff Group Insurance Premiums	(1,777,898)	(1,047,646)	(311,901)	(333,734)	(357,095)
Total, Other Educational and General Income (Formula Amounts for General Academic Institutions)	1,242,556	1,893,539	2,812,596	3,114,157	3,452,381
Reconciliation to Summary of Request for FY 2019-2021:					
Plus: Transfer of Funds for Texas Public Education Grants Program and Physician Loans	367,666	464,173	524,097	576,507	634,158
Plus: Transfer of Funds 2% for Physician/Dental Loans (Medical Schools)	0	0	0	0	0
Plus: Transfer of Funds for Cancellation of Student Loans of Physicians	0	0	0	0	0
Plus: Organized Activities	0	0	0	0	0
Plus: Staff Group Insurance Premiums	1,777,898	1,047,646	311,901	333,734	357,095
Plus: Board-authorized Tuition Income	0	0	0	0	0
Plus: Tuition Increases Charged to Doctoral Students with Hours in Excess of 100	0	0	0	0	0
Plus: Tuition Increases Charged to Undergraduate Students with Excessive Hours above Degree Requirements (TX. Educ. Code Ann. Sec. 61.0595)	0	0	0	0	0

Higher Education Schedule 1A: Other Educational and General Income

89th Regular Session, Agency Submission, Version 1

Automated Budget and Evaluation System of Texas (ABEST)

71D Texas State Technical College - Waco					
	Act 2023	Act 2024	Bud 2025	Est 2026	Est 2027
Plus: Tuition rebates for certain undergraduates (TX Educ.Code Ann. Sec. 54.0065)	0	0	0	0	0
Plus: Tuition for repeated or excessive hours (TX. Educ. Code Ann. Sec. 54.014)	0	0	0	0	0
Less: Tuition Waived for Students 55 Years or Older	0	0	0	0	0
Less: Tuition Waived for Texas Grant Recipients	0	0	0	0	0
Total, Other Educational and General Income Reported on Summary of Request	3,388,120	3,405,358	3,648,594	4,024,398	4,443,634

Higher Education Schedule 2: Selected Educational, General and Other Funds

89th Regular Session, Agency Submission, Version 1
Automated Budget and Evaluation System of Texas (ABEST)

71D Texas State Technical College - Waco

	Act 2023	Act 2024	Bud 2025	Est 2026	Est 2027
General Revenue Transfers					
Transfer from Coordinating Board for Texas College Work Study Program (2021, 2022, 2023)	8,012	0	0	0	0
Transfer from Coordinating Board for Professional Nursing Shortage Reduction Program	0	0	0	0	0
Transfer of GR Group Insurance Premium from Comptroller (UT and TAMU Components only)	0	0	0	0	0
Less: Transfer to Other Institutions	0	0	0	0	0
Less: Transfer to Department of Health, Disproportionate Share - State-Owned Hospitals (2021, 2022, 2023)	0	0	0	0	0
Other (Itemize)					
Hazelwood Legislative Transfer (Appropriation 13009)	73,993	582,518	582,518	582,518	582,518
Other: Fifth Year Accounting Scholarship	0	0	0	0	0
Texas Grants	0	0	0	0	0
B-on-Time Program	0	0	0	0	0
Texas Research Incentive Program	0	0	0	0	0
Less: Transfer to System Administration	0	0	0	0	0
GME Expansion	0	0	0	0	0
Subtotal, General Revenue Transfers	82,005	582,518	582,518	582,518	582,518
General Revenue HEF	288,404	123,307	0	0	0
Transfer from Available University Funds (UT, A&M and Prairie View A&M Only)	0	0	0	0	0
Other Additions (Itemize)					
Increase Capital Projects - Educational and General Funds	0	0	0	0	0
Transfer from Department of Health, Disproportionate Share - State-owned Hospitals (2021, 2022, 2023)	0	0	0	0	0
Transfers from Other Funds, e.g., Designated funds transferred for educational and general activities (Itemize)	0	0	0	0	0
Other (Itemize)					
Gross Designated Tuition (Sec. 54.0513)	22,800,662	25,242,462	27,766,708	30,543,379	33,597,717
Indirect Cost Recovery (Sec. 145.001(d))	0	0	0	0	0
Correctional Managed Care Contracts	0	0	0	0	0

Higher Education Schedule 3A: Staff Group Insurance Data Elements (ERS)

89th Regular Session, Agency Submission, Version 1

Automated Budget and Evaluation System of Texas (ABEST)

71D Texas State Technical College - Waco

	E&G Enrollment	GR Enrollment	GR-D/OEGI Enrollment	Total E&G (Check)	Local Non-E&G
GR & GR-D Percentages					
GR %	96.30%				
GR-D/Other %	3.70%				
Total Percentage	100.00%				
FULL TIME ACTIVES					
1a Employee Only	316	304	12	316	49
2a Employee and Children	99	95	4	99	12
3a Employee and Spouse	54	52	2	54	2
4a Employee and Family	72	69	3	72	8
5a Eligible, Opt Out	20	19	1	20	1
6a Eligible, Not Enrolled	29	28	1	29	3
Total for This Section	590	567	23	590	75
PART TIME ACTIVES					
1b Employee Only	0	0	0	0	0
2b Employee and Children	0	0	0	0	0
3b Employee and Spouse	0	0	0	0	0
4b Employee and Family	0	0	0	0	0
5b Eligible, Opt Out	0	0	0	0	0
6b Eligible, Not Enrolled	1	1	0	1	0
Total for This Section	1	1	0	1	0
Total Active Enrollment	591	568	23	591	75

Higher Education Schedule 3A: Staff Group Insurance Data Elements (ERS)

89th Regular Session, Agency Submission, Version 1

Automated Budget and Evaluation System of Texas (ABEST)

71D Texas State Technical College - Waco

	E&G Enrollment	GR Enrollment	GR-D/OEGI Enrollment	Total E&G (Check)	Local Non-E&G
FULL TIME RETIREES by ERS					
1c Employee Only	0	0	0	0	0
2c Employee and Children	0	0	0	0	0
3c Employee and Spouse	0	0	0	0	0
4c Employee and Family	0	0	0	0	0
5c Eligible, Opt Out	0	0	0	0	0
6c Eligible, Not Enrolled	0	0	0	0	0
Total for This Section	0	0	0	0	0
PART TIME RETIREES by ERS					
1d Employee Only	0	0	0	0	0
2d Employee and Children	0	0	0	0	0
3d Employee and Spouse	0	0	0	0	0
4d Employee and Family	0	0	0	0	0
5d Eligible, Opt Out	0	0	0	0	0
6d Eligible, Not Enrolled	0	0	0	0	0
Total for This Section	0	0	0	0	0
Total Retirees Enrollment	0	0	0	0	0
TOTAL FULL TIME ENROLLMENT					
1e Employee Only	316	304	12	316	49
2e Employee and Children	99	95	4	99	12
3e Employee and Spouse	54	52	2	54	2
4e Employee and Family	72	69	3	72	8
5e Eligible, Opt Out	20	19	1	20	1
6e Eligible, Not Enrolled	29	28	1	29	3
Total for This Section	590	567	23	590	75

Higher Education Schedule 3A: Staff Group Insurance Data Elements (ERS)

89th Regular Session, Agency Submission, Version 1

Automated Budget and Evaluation System of Texas (ABEST)

71D Texas State Technical College - Waco

	E&G Enrollment	GR Enrollment	GR-D/OEGI Enrollment	Total E&G (Check)	Local Non-E&G
TOTAL ENROLLMENT					
1f Employee Only	316	304	12	316	49
2f Employee and Children	99	95	4	99	12
3f Employee and Spouse	54	52	2	54	2
4f Employee and Family	72	69	3	72	8
5f Eligible, Opt Out	20	19	1	20	1
6f Eligible, Not Enrolled	30	29	1	30	3
Total for This Section	591	568	23	591	75

Higher Education Schedule 4: Computation of OASI
 89th Regular Session, Agency Submission, Version 1
 Automated Budget and Evaluation System of Texas (ABEST)

Agency 71D Texas State Technical College - Waco

Proportionality Percentage Based on Comptroller Accounting Policy Statement #011, Exhibit 2	2023		2024		2025		2026		2027	
	<u>% to Total</u>	<u>Allocation of OASI</u>	<u>% to Total</u>	<u>Allocation of OASI</u>	<u>% to Total</u>	<u>Allocation of OASI</u>	<u>% to Total</u>	<u>Allocation of OASI</u>	<u>% to Total</u>	<u>Allocation of OASI</u>
General Revenue (% to Total)	95.7811	\$2,953,066	96.2705	\$3,358,045	95.3653	\$3,537,094	95.3653	\$3,440,543	95.3653	\$3,612,569
Other Educational and General Funds (% to Total)	4.2189	\$130,075	3.7295	\$130,090	4.6347	\$171,901	4.6347	\$167,208	4.6347	\$175,569
Health-Related Institutions Patient Income (% to Total)	0.0000	\$0	0.0000	\$0	0.0000	\$0	0.0000	\$0	0.0000	\$0
Grand Total, OASI (100%)	100.0000	\$3,083,141	100.0000	\$3,488,135	100.0000	\$3,708,995	100.0000	\$3,607,751	100.0000	\$3,788,138

Higher Education Schedule 5: Calculation of Retirement Proportionality and ORP Differential
89th Regular Session, Agency Submission, Version 1

Automated Budget and Evaluation System of Texas (ABEST)

71D Texas State Technical College - Waco

Description	Act 2023	Act 2024	Bud 2025	Est 2026	Est 2027
Proportionality Amounts					
Gross Educational and General Payroll - Subject To TRS Retirement	32,056,575	37,518,000	38,574,819	37,425,219	39,296,480
Employer Contribution to TRS Retirement Programs	2,564,526	3,095,235	3,182,423	3,087,581	3,241,960
Gross Educational and General Payroll - Subject To ORP Retirement	4,975,697	5,675,515	6,277,150	5,984,022	6,163,543
Employer Contribution to ORP Retirement Programs	328,396	374,584	414,292	394,945	406,794
Proportionality Percentage					
General Revenue	95.7811 %	96.2705 %	95.3653 %	95.3653 %	95.3653 %
Other Educational and General Income	4.2189 %	3.7295 %	4.6347 %	4.6347 %	4.6347 %
Health-related Institutions Patient Income	0.0000 %	0.0000 %	0.0000 %	0.0000 %	0.0000 %
Proportional Contribution					
Other Educational and General Proportional Contribution (Other E&G percentage x Total Employer Contribution to Retirement Programs)	122,049	129,407	166,697	161,405	169,109
HRI Patient Income Proportional Contribution (HRI Patient Income percentage x Total Employer Contribution To Retirement Programs)	0	0	0	0	0
Differential					
Differential Percentage	1.9000 %	1.9000 %	1.9000 %	1.9000 %	1.9000 %
Gross Payroll Subject to Differential - Optional Retirement Program	1,010,253	1,056,579	1,060,450	1,060,450	1,060,450
Total Differential	19,195	20,075	20,149	20,149	20,149

Higher Education Schedule 6: Constitutional Capital Funding
89th Regular Session, Agency Submission, Version 1
Automated Budget and Evaluation System of Texas (ABEST)

71D Texas State Technical College - Waco					
Activity	Act 2023	Act 2024	Bud 2025	Est 2026	Est 2027
A. PUF Bond Proceeds Allocation	0	0	0	0	0
Project Allocation					
Library Acquisitions	0	0	0	0	0
Construction, Repairs and Renovations	0	0	0	0	0
Furnishings & Equipment	0	0	0	0	0
Computer Equipment & Infrastructure	0	0	0	0	0
Reserve for Future Consideration	0	0	0	0	0
Other (Itemize)					
B. HEF General Revenue Allocation	6,787,698	6,850,056	6,093,684	6,093,684	6,095,120
Project Allocation					
Library Acquisitions	0	0	0	0	0
Construction, Repairs and Renovations	140,829	948,821	262,824	256,548	246,303
Furnishings & Equipment	13,650	13,553	0	0	0
Computer Equipment & Infrastructure	0	53,287	0	0	0
Reserve for Future Consideration	1,530,258	724,194	724,194	725,630	2,455,150
HEF for Debt Service	5,102,961	5,110,201	5,106,666	5,111,506	3,393,667
Other (Itemize)					

Higher Education Schedule 7: Personnel
 89th Regular Session, Agency Submission, Version 1
 Automated Budget and Evaluation System of Texas (ABEST)

Agency code: **71D** Agency name: **TSTC - Waco**

	Actual 2023	Actual 2024	Budgeted 2025	Estimated 2026	Estimated 2027
Part A.					
FTE Postions					
Directly Appropriated Funds (Bill Pattern)					
Educational and General Funds Faculty Employees	221.5	246.2	270.7	270.7	270.7
Educational and General Funds Non-Faculty Employees	365.6	440.4	484.5	484.5	484.5
Subtotal, Directly Appropriated Funds	587.1	686.6	755.2	755.2	755.2
Non Appropriated Funds Employees	84.7	92.0	100.5	100.5	100.5
Subtotal, Other Funds & Non-Appropriated	84.7	92.0	100.5	100.5	100.5
GRAND TOTAL	671.8	778.6	855.7	855.7	855.7

Schedule 8C: Capital Construction Assistance Projects Revenue Bonds Request by Project
 89th Regular Session, Agency Submission, Version 1

Agency Code: 71D

Agency Name: Texas State Technical College - Waco

Project Name	Authorization Year	Estimated Final Payment Date	Requested Amount 2026	Requested Amount 2027
Series 2022 CCAP Bond - Waco Campus Expansion	2022	8/1/2042	\$ 4,119,038.00	\$ 4,117,288.00
			<u>\$ 4,119,038.00</u>	<u>\$ 4,117,288.00</u>

Higher Education Schedule 9: Non-Formula Support

89th Regular Session, Agency Submission, Version 1
Automated Budget and Evaluation System of Texas (ABEST)

71D Texas State Technical College - Waco

CDL Program Expansion

(1) Year Non-Formula Support Item First Funded:	2026
Year Non-Formula Support Item Established:	2026
Original Appropriation:	\$12,847,574

(2) Mission:

The American Trucking Association (ATA) reports that nearly 72% of all freight tonnage moved in the U.S. travels by commercial truck. In order to meet America's freight needs, the industry requires nearly three million heavy-duty Class 8 trucks and over three million truck drivers. ATA reports the current shortage of truck drivers nationwide is around 80,000 and will reach 160,000 by 2030 if current trends continue. Data indicates that the median pay for a standard Class A commercial driver's license (CDL) is \$60,158, and Class A CDL truck driving jobs that require endorsements (Tanker, HAZMAT, or both) have higher pay. According to the Texas Trucking Association (TXTA), the shortage of CDL drivers continues to negatively impact the supply chain, as 82 % of Texas communities depend exclusively on trucks for needed products. TXTA also advises that 15 of every 1,000 jobs in Texas belong to truckers and projects approximately 62,000 new job openings due to growth over the next 10 years. In response to the ever-growing supply chain issues in Texas, we request that the Legislature invest in the expansion of TSTC's Statewide Commercial Driver License training program. As the only statewide workforce training college in Texas, TSTC streamlines training programs to ensure consistency, quality, and agility, in order to rapidly respond to industry and state needs. We have partnered with external parties to ensure more Texans will be placed in the workforce in a timely manner.

(3) (a) Major Accomplishments to Date:

(3) (b) Major Accomplishments Expected During the Next 2 Years:

With this funding, TSTC will be able to expand in this program in order to meet the high demand in the workforce.

(4) Funding Source Prior to Receiving Non-Formula Support Funding:

None

(5) Formula Funding:

None

(6) Category:

Economic Development

(7) Transitional Funding:

N

Higher Education Schedule 9: Non-Formula Support

89th Regular Session, Agency Submission, Version 1
Automated Budget and Evaluation System of Texas (ABEST)

71D Texas State Technical College - Waco

(8) Non-General Revenue Sources of Funding:

None

(9) Impact of Not Funding:

Continued Driver shortage, prolonged supply chain disruption and negative impact to the Texas Economy.

(10) Non-Formula Support Needed on Permanent Basis/Discontinuation:

This item will be needed on a permanent basis.

(11) Non-Formula Support Associated with Time Frame:

This item is not associated with a particular time frame.

(12) Benchmarks:

N/A

(13) Performance Reviews:

N/A

Higher Education Schedule 9: Non-Formula Support

89th Regular Session, Agency Submission, Version 1
Automated Budget and Evaluation System of Texas (ABEST)

71D Texas State Technical College - Waco

Dual Enrollment

(1) Year Non-Formula Support Item First Funded: 2020
Year Non-Formula Support Item Established: 2020
Original Appropriation: \$250,000

(2) Mission:

Increase the rate of student success by partnering with school districts across Texas with the incorporation of the Career and Technical Education sequenced pathways mandated by the 83rd Legislature’s House Bill 5. Specifically, TSTC is focused on increasing the supply of highly trained technicians for in-demand technology fields in the State of Texas.

(3) (a) Major Accomplishments to Date:

Partnered with school districts to delivery of dual credit. Creation of compressed sequences, shortening road to TSTC graduation and entry to Texas workforce in a shorter time frame, ensuring qualification to meet the workforce demands. Expanded reach of service through direct, smooth and transitionless online dual credit offerings addressing CTE/Career Cluster occupations and needs in high demand TWC identified occupations. This provides access to these pathways electronically, regardless of available faculty or staff on the ISD campus. For technical pathways requiring face-to-face format for hands-on training (e.g., Welding and Automotive) delivery is made by credentialed and qualified ISD faculty. Created crosswalk for technical pathways between the The Public Education Information Management System standards (PEIMS), allowing the districts to meet standards regardless of available, qualified faculty or staff. Where feasible, facilitate student travel to local TSTC campus to access technically qualified staff. Participated with the Advanced Technical Credit (ATC) Leadership Committee, a committee of high school community/technical college representatives, in setting the criteria for ATC dual credit across the state, with input from TEA and THECB.

(3) (b) Major Accomplishments Expected During the Next 2 Years:

Increase school district partnerships, statewide (depending on funding). Create statewide centers of excellence, providing scaling capability to meet statewide needs. Expand number of HB 5 mandated CTE pathways offered Expand number of students graduating on a distinguished level (through completed foundation plan endorsements).

(4) Funding Source Prior to Receiving Non-Formula Support Funding:

Designated tuition

(5) Formula Funding:

None

(6) Category:

Instructional Support

(7) Transitional Funding:

N

Higher Education Schedule 9: Non-Formula Support

89th Regular Session, Agency Submission, Version 1
Automated Budget and Evaluation System of Texas (ABEST)

71D Texas State Technical College - Waco

(8) Non-General Revenue Sources of Funding:

Designated Tuition

(9) Impact of Not Funding:

Significant reduction to dual credit offerings and increased costs to high school students for tuition revenue to be charged.

(10) Non-Formula Support Needed on Permanent Basis/Discontinuation:

Non-formula support will be needed on a permanent basis if the THECB formula funding recommendation for dual credit at TSTC is not approved.

(11) Non-Formula Support Associated with Time Frame:

N/A

(12) Benchmarks:

TSTC is an active participant in the THECB 60x30 strategic plan, which provides an excellent external benchmark of high school students enrolling in college and, subsequently, obtaining a degree.

(13) Performance Reviews:

Dual credit enrollment is continually reviewed throughout the fiscal year with the use of a Dual Credit Vitality tool. This reporting tool reviews the outcomes of dual credit students from each partnering high school institution. It reviews potential performance with actual, as well as measuring trends of student success and financial viability.

Higher Education Schedule 9: Non-Formula Support

89th Regular Session, Agency Submission, Version 1
Automated Budget and Evaluation System of Texas (ABEST)

71D Texas State Technical College - Waco

Institutional Enhancement

(1) Year Non-Formula Support Item First Funded:	2000
Year Non-Formula Support Item Established:	2000
Original Appropriation:	\$1,796,114

(2) Mission:

Though funded less than 50% of its original allocation, this funding is an important source of funding for various E&G components. These funds will continue to support essential educational supporting activities, instructional services, and student services.

(3) (a) Major Accomplishments to Date:

Educational Support - increased investment in student outreach services resulting in higher levels of prospect to registered students.

Instructional support - deployment of faculty development across statewide campuses with emphasis on new faculty bootcamp, multi-level instructor certification courses, department chair training, competency based education training, and online learning courses and assistance.

Institutional Research Tools - Implementation of data research and visualization tools that enabled various levels of college stakeholders to participate in the improvement of instructional programs.

Educational Services - Increased capacity of success coach program to increase persistence/retention of students.

Deaf and disabled services - Continued services for deaf and disabled students.

(3) (b) Major Accomplishments Expected During the Next 2 Years:

Instructional Support: Increased development for faculty, improving and innovating the student learning experience.

Institutional Research: Improved effectiveness and productivity of student learning through available dashboards , insights, and analysis.

Educational Support: Increasing persistence and retention levels facilitated by improved student support services as well as increased capacities.

(4) Funding Source Prior to Receiving Non-Formula Support Funding:

The 76th Legislature created Institutional Enhancement (IE) to consolidate Special Items (including scholarships, instructional services, plant expansion, new plant start-up, and deaf services

(5) Formula Funding:

None

(6) Category:

Institutional Enhancement

(7) Transitional Funding:

N

Higher Education Schedule 9: Non-Formula Support

89th Regular Session, Agency Submission, Version 1
Automated Budget and Evaluation System of Texas (ABEST)

71D Texas State Technical College - Waco

(8) Non-General Revenue Sources of Funding:

None

(9) Impact of Not Funding:

Reduced capacity for Instructional and Educational Support. Due to core nature of services supported by Institutional Enhancement funds, funding reductions or eliminations would be evaluated statewide across funding categories. Most likely consequences of lower funding will be reduced programming, specifically in areas that are considered low-performance and low-potential.

(10) Non-Formula Support Needed on Permanent Basis/Discontinuu

Permanent.

(11) Non-Formula Support Associated with Time Frame:

N/A

(12) Benchmarks:

TSTC is an active participant in the THECB 60x30 strategic plan, which provides an excellent source external benchmarks. Although the strategic plan ends in 2030, TSTC statewide has already surpassed two of the four strategic plan goals. The first achievement is goal number 3, in which 80% of institution graduates will have completed programs with identified marketable skills. The second is goal number 4, in which TSTC students have an average student loan debt of 29% relative to their first year wage, which positively exceeds the plan goal of 60%. TSTC is actively working on improving the number and rate of students with a degree, which comprise the remaining two goals of the THECB 60x30 strategic plan.

(13) Performance Reviews:

Student success is continually reviewed throughout the fiscal year with the use of an increasing number of analytic tools. These reporting tools provide a view of the student life-cycle, from application to working in Texas. While different departments are focused on various sections of the student life-cycle, the reporting tools enable all areas to be continually refined and improved throughout the year. Each semester program review reports are created for college stakeholders to continually monitor performance and to identify potential areas of improvement.



**CREATED
BY TEXAS
FOR TEXANS**



© TSTC. October 2024. All rights reserved.

TSTC is accredited by the Southern Association of Colleges and Schools Commission on Colleges (SACSCOC) to award associate degrees and certificates of completion. Questions about the accreditation of TSTC may be directed in writing to the Southern Association of Colleges and Schools Commission on Colleges at 1866 Southern Lane, Decatur, Georgia 30033-4097, by calling 404-679-4500, or by using information available on SACSCOC's website, www.sacscoc.org.

Equal opportunity shall be afforded within TSTC to all employees and applicants for admission or employment regardless of race, color, gender, religion, national origin, age, genetic information, disability or veteran status. TSTC will make reasonable accommodations for persons with disabilities. TSTC's policy is that, in all aspects of its operations, each person with a disability shall be considered for admission or access to, or treatment or employment in, its programs and activities in accordance with Part 84 of Title 45, the regulation implementing Section 504 of the Rehabilitation Act of 1973.